

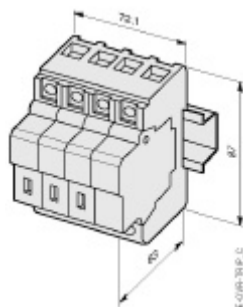


# OVR 3N-15-150 P TS

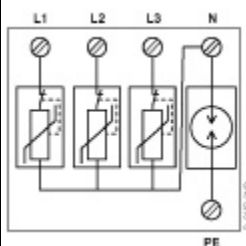
Order code : 2CTB 8139 53 R 22 00



OVR 3N-15-150 P TS



Overall dimensions (in mm)



Operating diagram

## Pluggable Unit

### Electrical characteristics

Types of networks		TNS - TT
Modes of protection		common + differential
Number of poles		4
Type / test class		T2 / II
Type of current		A.C.
Nominal voltage $U_n$	V	120
Max. cont. operating voltage $U_c$ (L-N / L-PE / N-PE)	V	150 / 275 / 255
Voltage protection level $U_p$ at $I_n$ (L-N / L-PE / N-PE)	kV	0.6 / 1.2 / 1.2
Nominal discharge current $I_n$ (8/20)	kA	5
Maximal discharge current $I_{max}$ (8/20)	kA	15
TOV withstand $U_t$ (5s.) (L-N / L-PE)	V	150 / 340
Follow current $I_f$	A	None
Operating current $I_c$	mA	< 1
Short circuit withstand $I_{cc}$	kA	25
Degree of protection		IP 203
Disconnecter		
gG - gL fuse	A	25 to 32
curve C circuit breaker	A	10 to 63

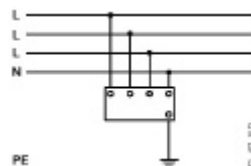
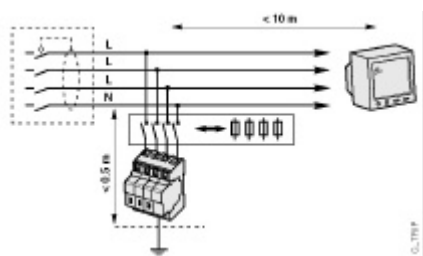
### Mechanical characteristics

Wire range L/N		
solid wire	mm <sup>2</sup>	2.5 ... 25
stranded wire	mm <sup>2</sup>	2.5 ... 16
Stripping length L/N	mm	12,5
Tightening torque L/N	Nm	2
Wire range PE		
solid wire	mm <sup>2</sup>	2.5 ... 25
stranded wire	mm <sup>2</sup>	2.5 ... 16
Stripping length PE	mm	12,5
Tightening torque PE	Nm	2
Integrated thermal disconnecter		Yes
State indicator		Yes
Compatibility with OVR Sign		Yes
Safety reserve		No
TS remote indicator		Yes

### Miscellaneous characteristics

Stocking temperature	°C	-40 to +80
Operating temperature	°C	-40 to +80
Maximal altitude	m	2000
Weight	g	500
Material of Housing		PC grey RAL 7032
Fire resistance according to UL 94		V2
Reference standards		IEC 61643-1 / EN 61643-11
Certifications		GOST

## Wiring schematics



TT - TNS