


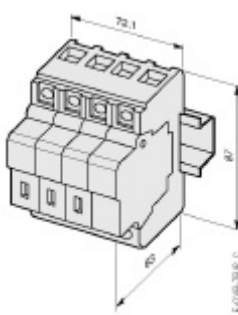


OVR 3N-15-275 P

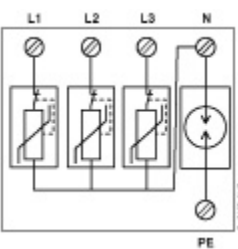
Order code : 2CTB 8139 53 R 12 00



OVR 3N-15-275 P



Overall dimensions (in mm)



Operating diagram

Pluggable Unit

Electrical characteristics

		TNS - TT
Types of networks		common + differential
Modes of protection		
Number of poles		4
Type / test class		T2 / II
Type of current		A.C.
Nominal voltage Un	V	230
Max. cont. operating voltage U _c (L-N / L-PE / N-PE)	V	275 / 440 / 255
Voltage protection level U _p at I _n (L-N / L-PE / N-PE)	kV	1.2 / 1.2 / 1.2
Nominal discharge current I _n (8/20)	kA	5
Maximal discharge current I _{max} (8/20)	kA	15
TOV withstand U _t (5s.) (L-N / L-PE)	V	340 / 440
Follow current I _f	A	None
Operating current I _c	mA	< 1
Short circuit withstand I _{cc}	kA	25
Degree of protection		IP 203
Disconnecter		
gG - gL fuse	A	25 to 32
curve C circuit breaker	A	10 to 63

Mechanical characteristics

Wire range L/N		
solid wire	mm ²	2.5 ... 25
stranded wire	mm ²	2.5 ... 16
Stripping length L/N	mm	12,5
Tightening torque L/N	Nm	2
Wire range PE		
solid wire	mm ²	2.5 ... 25
stranded wire	mm ²	2.5 ... 16
Stripping length PE	mm	12,5
Tightening torque PE	Nm	2
Integrated thermal disconnecter		Yes
State indicator		Yes
Compatibility with OVR Sign		Yes
Safety reserve		No
TS remote indicator		No

Miscellaneous characteristics

Stocking temperature	°C	-40 to +80
Operating temperature	°C	-40 to +80
Maximal altitude	m	2000
Weight	g	500
Material of Housing		PC grey RAL 7032
Fire resistance according to UL 94		V2
Reference standards		IEC 61643-1 / EN 61643-11
Certifications		GOST - SABS

Wiring schematics

