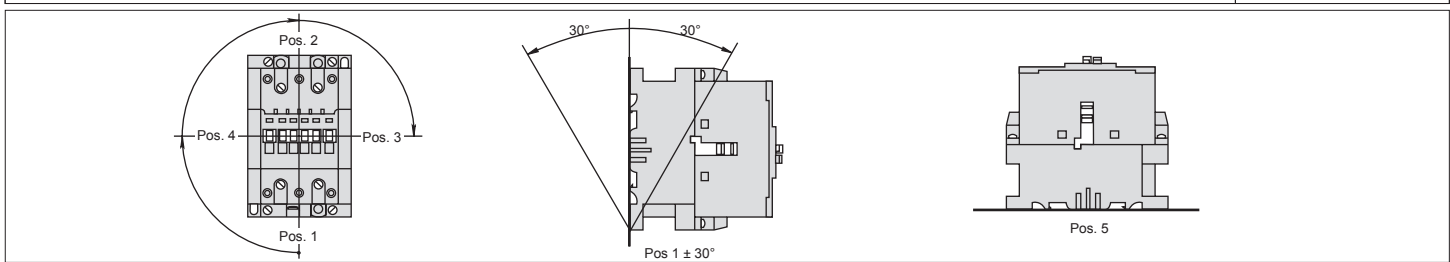
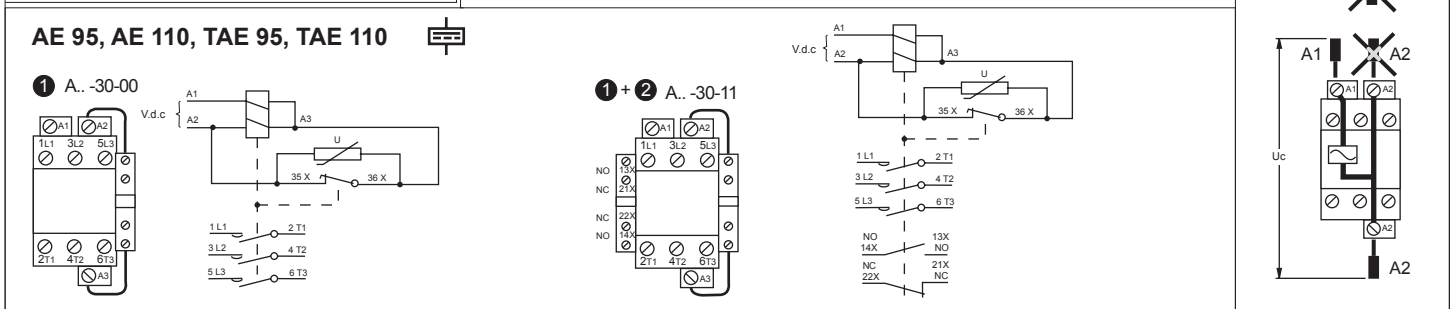
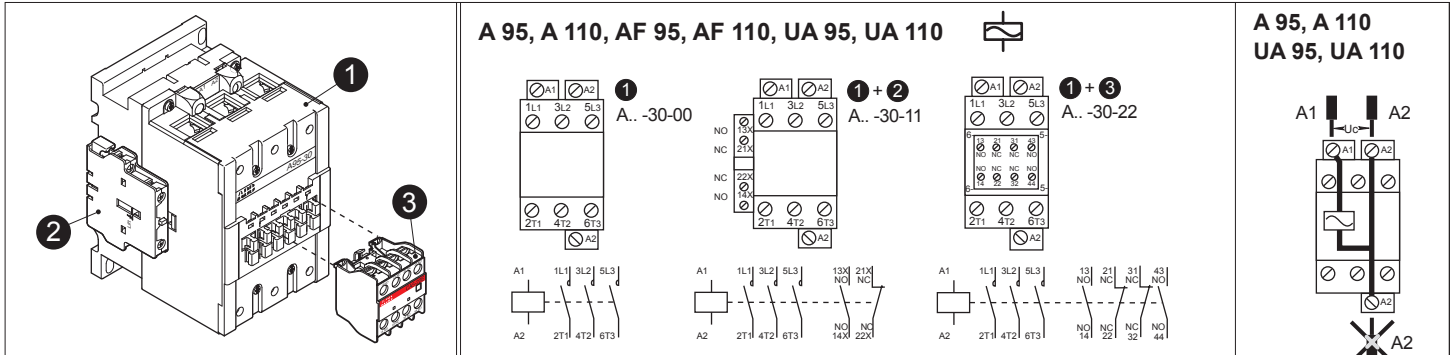


Operating instructions
Betriebsanleitung
Notice d'instructions
Instruktion
Istruzioni tecniche
Instrucciones de empleo
Ohje
操作说明

Contactors
Schütze
Contacteurs
Kontaktorer
Contattori
Contactores
Kontaktori
接触器

5309 660-60, 1(4), ed.D, Aug 2009



Warning! The operation, installation and servicing of this product must be carried out by a qualified electrician, following installation standards and safety regulations. Before operating the contactor, make sure that the control voltage supply corresponds with the coil marking. Wrong control voltage can damage the coil. Do not touch live parts. Danger!

Warnung! Die Inbetriebnahme und die installation des vorhandenen Gerätes sowie jegliche Wartungsarbeiten müssen durch einen Fachelektriker, der die anerkannten technischen Regeln, die Montagenormen und die Sicherheitsvorschriften beachtet, durchgeführt werden. Vor Inbetriebnahme der Schütze prüfen ob Steuerspannung am Verwendungsort mit den aufgedruckten Spulendaten übereinstimmt. Der Anschluss einer anderen Steuerspannung kann zur Zerstörung der Spule führen. Spannung führende Teile nicht berühren. Lebensgefahr!

Attention! La mise en œuvre et l'installation de cet appareil et toute intervention doivent être effectuées par un électricien professionnel appliquant les normes d'installation et les règlements de sécurité. Avant la mise en marche des contacteurs, vérifiez que la tension du circuit de contrôle correspond bien aux indications de la bobine. Le raccordement d'une tension différente peut mener à une destruction de la bobine. Ne pas toucher les pièces sous tension. Danger de mort!

Varning! Igångsättning och installation av apparaten samt alla ingrepp bör utföras av en kompetent elektriker enligt alla gällande installationsnormer och säkerhetsregler. Kontrollera före installation av kontaktorn att aktuell manöverspänning överensstämmer med spolens märkdata. Felaktig manöverspänning kan skada spolen. Beröring av spänningsförande delar är förenat med livsfara.

Attenzione! La messa in opera, l'installazione di questo apparecchio ed ogni tipo di intervento devono essere effettuati da un elettricista professionista il quale applichi le regole del mestiere, le norme di installazione e i regolamenti di sicurezza. Prima della messa in servizio del contattore, verificare che la tensione del circuito di comando corrisponda esattamente a quella indicata sulla bobina. L'alimentazione con una tensione diversa, può provocare la distruzione della bobina. Non toccare le parti attive. Pericolose di vita!

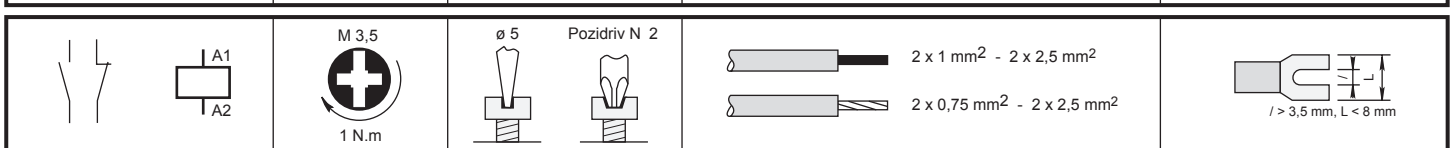
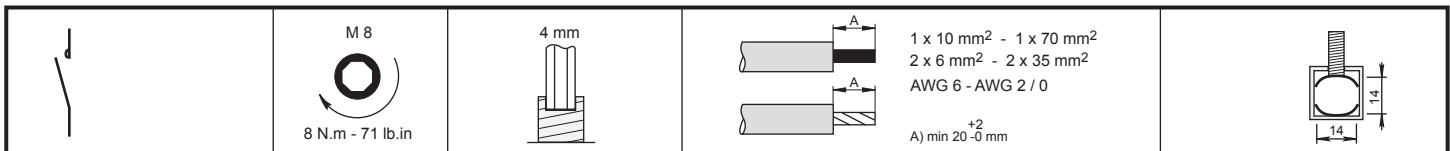
Atención! La puesta en aplicación, la instalación de este aparato y cualquier intervención deben realizarse por un electricista profesional que aplique las reglas del oficio las normas de instalaciones y la reglamentación de seguridad. Antes de la puesta en servicio del contactor, comprobar si coinciden la tensión de mando con los datos impresos en la bobina. La conexión de otra tensión de mando puede producir la destrucción de la bobina. Las partes bajo tensión no deben tocarse. Peligro de muerte!

警告! 产品安装、操作、维修必须由具备专业资质的电工遵照相关制度、法规、安装标准及安全规范完成。操作接触器之前，必须确保控制电压符合线圈标示要求，不符合的控制电压会损坏线圈。务必不要触及带电部分。危险!

According to UL 508:

Use wire Cu 75°C only.

Enclosure with min. dimension 24 by 20 by 10 inches should be used.



AF-Contactors

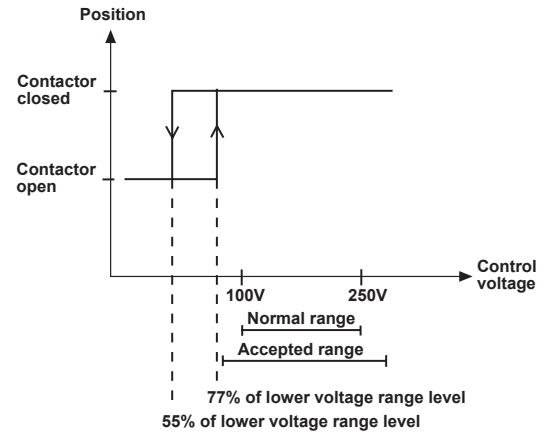
General

The AF-Contactors have the same dimensions and nearly the same appearance as the A-Contactors of equal rating. The only difference is that AF-Contactors are fitted with an electronic coil interface. For a given coil, this interface allows the contactor to accept a very wide voltage range as well in d.c. as in a.c., 50 or 60 Hz.

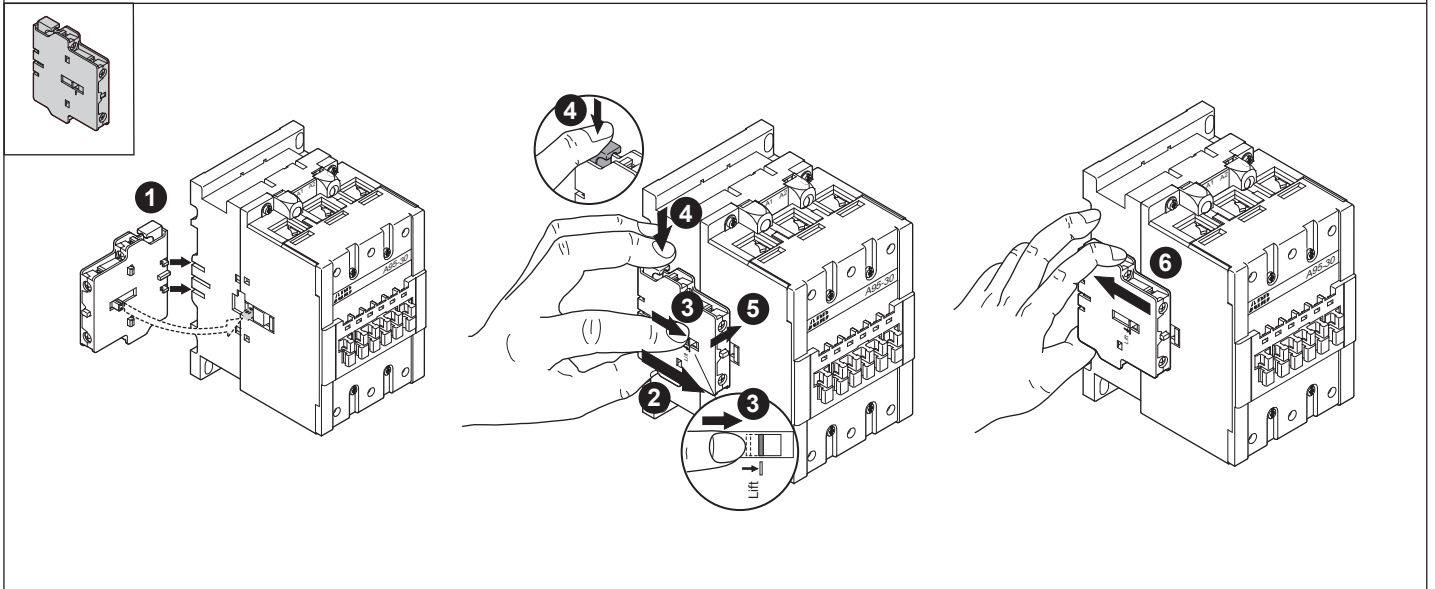
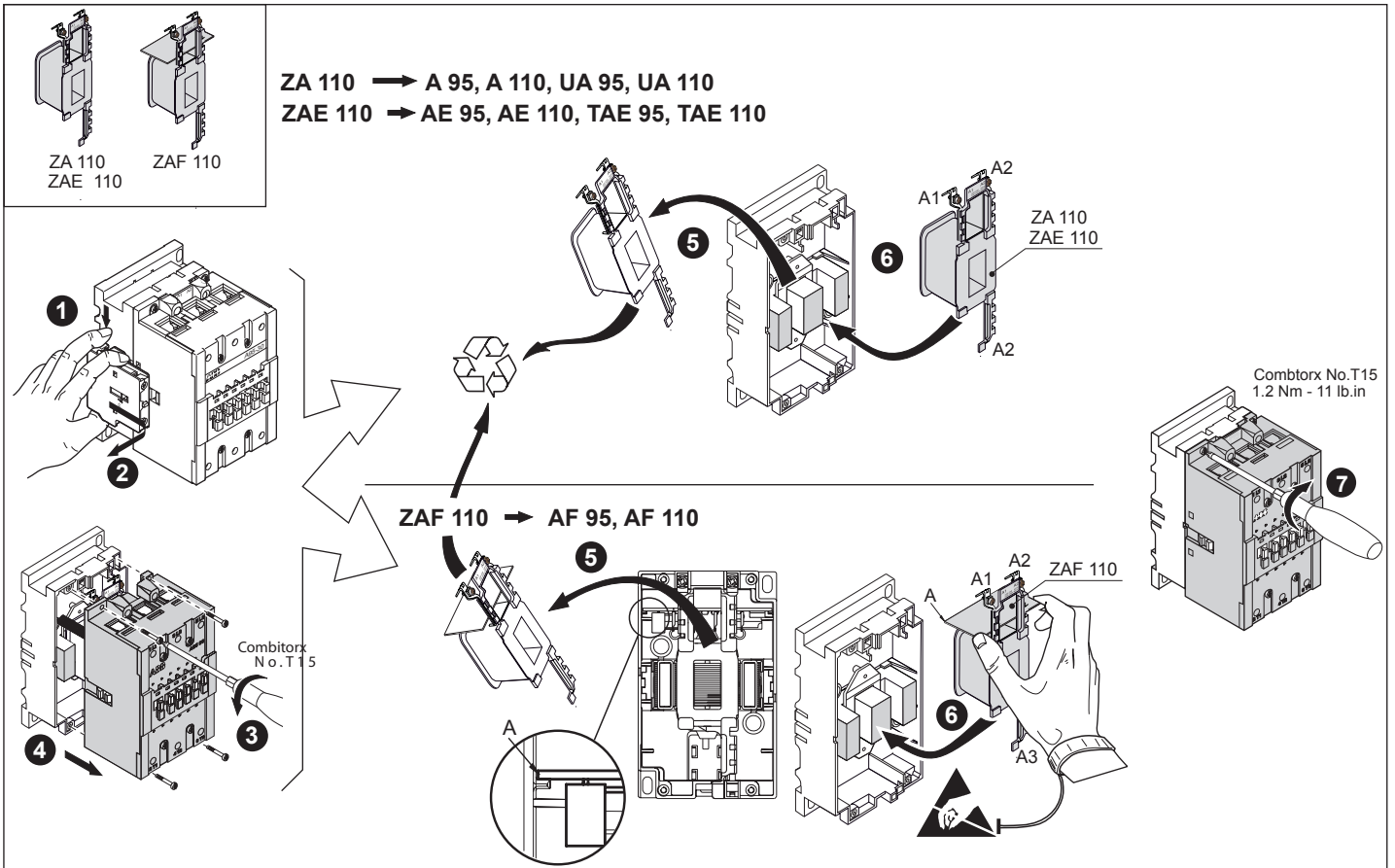
Control with voltage on A1 and A2

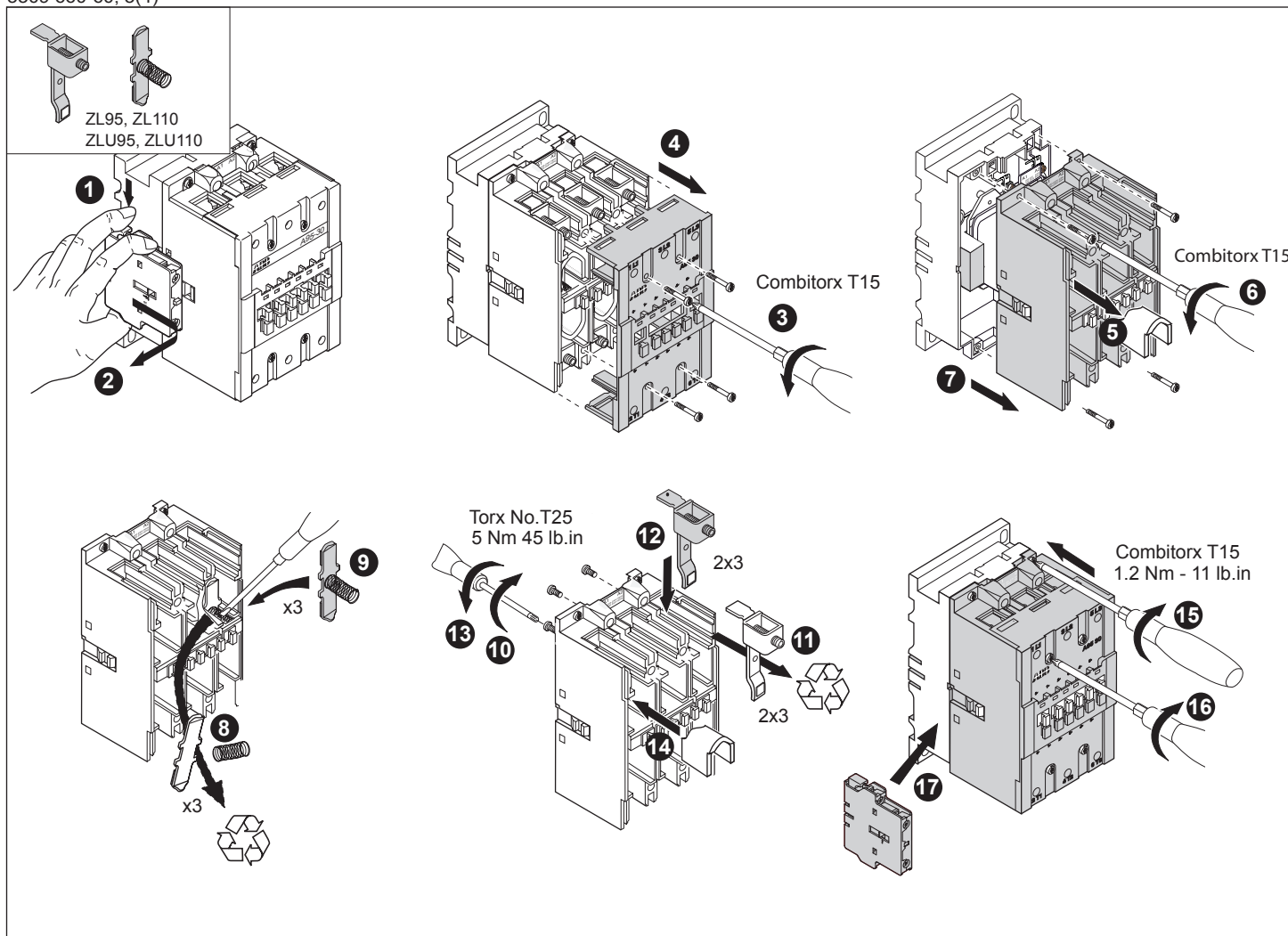
Operation of AF-Contactors can be done as with conventional contactors by applying and removing voltage on A1 and A2. The function limits are very exact compared with a conventional contactor and there is a built-in hysteresis in the function.

Note: Minimum length of the starting pulse=70 ms



AF-Contactors comply with international standards IEC 947-1, IEC 947-4-1 and European standards EN 60947-1, EN 60947-4-1. Moreover the AF-contactors comply with the EMC requirements environment A in IEC 60947-1, EN 60947-1. Environment A relates to low-voltage non-public or industrial networks/locations/installations including highly disturbing sources. Environment A corresponds to equipment class A in CISPR 11.





UL Interrupting ratings		Protection	
V AC	kA	A 95 UA 95	A 110 UA 110
480	65	150 A listed MCCB	250 A listed MCCB
600	25	150 A listed MCCB	250 A listed MCCB
600	10	250 A listed K5 or RK 5 fuse or 250 A listed MCCB	
600	65	200 A listed class J fuse	

