


Accessories for pluggable interface relays CR-M

Sockets

Characteristics

- Logical and standard socket for interface relays CR-M
- Snap-on mounting on DIN rail
- Connector for pluggable function modules: reverse polarity protection/free wheeling diode, LED indication, RC element, overvoltage protection

Approvals

 UL 508, CAN/CSA C22.2 No.14 (CR-MxSS, CR-MxLS, CR-MxSF)

 CAN/CSA C22.2 No.14 (CR-MxLC)

 GOST

 RMRS

Marks

 CE



Order data

Bold printed products = stocked products. Packing unit = 10 pieces

Type	Version	Connection	Order code
------	---------	------------	------------

Logical sockets

Position of connecting terminals: coil connection (A1-A2), all contact connections (common contacts, n/o and n/c contacts) on upper socket side. Details see connection diagrams.

CR-M2LS	for 2 c/o (SPDT) contacts	screw	1SVR 405 651 R1100
CR-M3LS	for 3 c/o (SPDT) contacts	screw	1SVR 405 651 R2100
CR-M4LS	for 2 or 4 c/o (SPDT) contacts	screw	1SVR 405 651 R3100
CR-M2LC	for 2 c/o (SPDT) contacts	spring	1SVR 405 651 R1200
CR-M4LC	for 2 or 4 c/o (SPDT) contacts	spring	1SVR 405 651 R3200

Standard sockets

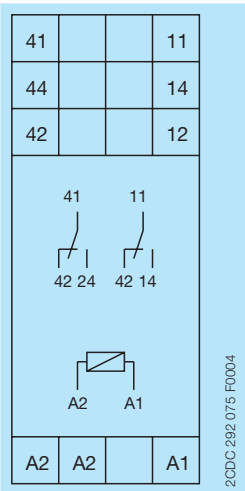
Position of connecting terminals: coil connection (A1-A2) on lower socket side, contact connections (n/o and n/c contacts) on the lower and upper socket side.

CR-M2SS	for 2 c/o (SPDT) contacts	screw	1SVR 405 651 R1000
CR-M3SS	for 3 c/o (SPDT) contacts	screw	1SVR 405 651 R2000
CR-M4SS	for 2 or 4 c/o (SPDT) contacts	screw	1SVR 405 651 R3000
CR-M2SF	for 2 c/o (SPDT) contacts	fork type screw	1SVR 405 651 R1300
CR-M4SF	for 2 or 4 c/o (SPDT) contacts	fork type screw	1SVR 405 651 R3300

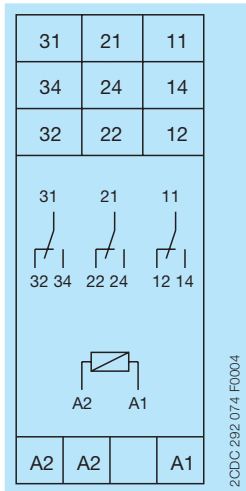
Accessories for CR-M sockets

CR-MH	Plastic holder		1SVR 405 659 R1000
CR-MH1	Metall holder		1SVR 405 659 R1100
CR-MJ	Jumper bar for sockets with screw clamps		1SVR 405 658 R6000

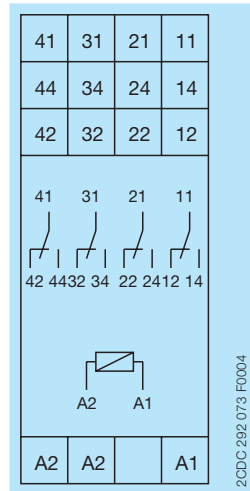
Electrical connection



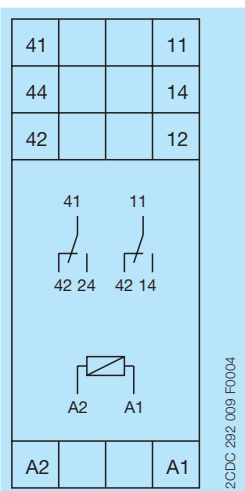
CR-M2LS



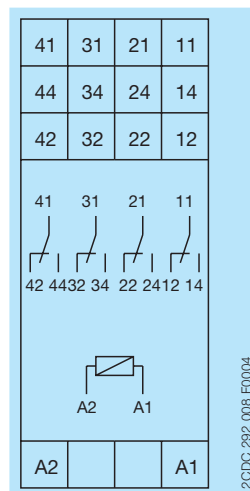
CR-M3LS



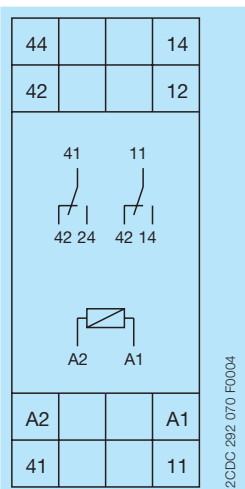
CR-M4LS



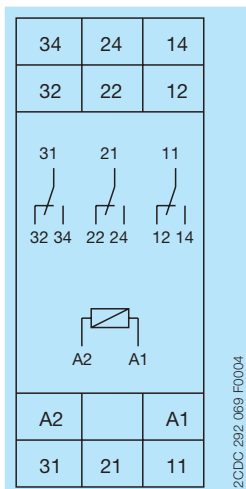
CR-M2LC



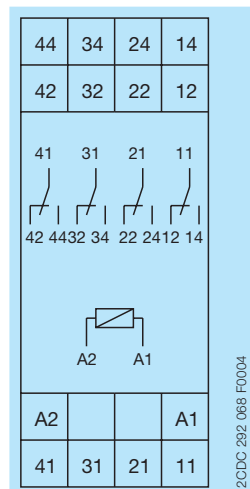
CR-M4LC



CR-M2SS, CR-M2SF



CR-M3SS



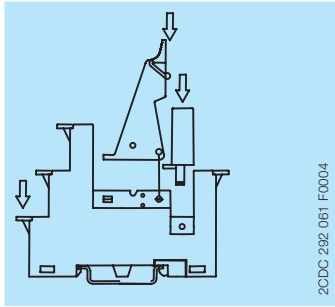
CR-M4SS, CR-M4SF

A1-A2 Supply voltage
11-12/14, Relay outputs
41-42/44

A1-A2 Supply voltage
11-12/14, Relay outputs
21-22/24,
31-32/34

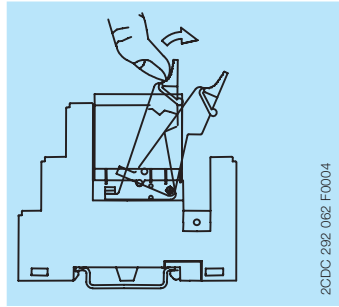
A1-A2 Supply voltage
11-12/14, Relay outputs
21-22/24
31-32/34
41-42/44

Mounting and removal of sockets



Mounting

2CDC 282 061 F0004



Removal

2CDC 282 062 F0004

Technical data

Output circuits

Type	CR-MxLS	CR-MxSS	CR-MxSF	CR-MxLC
Output circuits	11-12/14, 21-22/24, ...			
Number of poles	2, 3 or 4		2 or 4	
Rated voltage	250 V AC			300 V AC
Rated current	7 A			10 A

General data

Dimensions without holder and module (L x W x H)	75 x 27.2 x 60.8 mm (2.952 x 1.071 x 2.394 in)	75.2 x 27.2 x 42.6 mm (2.961 x 1.071 x 1.677 in)	45.2 x 30.3 x 29 mm (1.780 x 1.193 x 1.142 in)	95 x 31 x 42.5 mm (3.74 x 1.22 x 1.67 in)
Degree of protection	terminals	IP 20 B (EN 60529)		
Temperature range	operation	-40...+70 °C		
	storage	-40...+70 °C		
Connection type	screw connection		fork type screw	spring connection
Maximum number of wires per connecting terminal	2			2 (one per connection point)
Wire size	rigid	2 x 2.5 mm ² (2 x 14 AWG)		0.2 - 1.5 mm ²
	fine-strand			(24 - 16 AWG)
	with wire end ferrule	2 x 1.5 mm ² (2 x 16 AWG)		
Tightening torque	0.6 Nm			
Minimum clamping force for fine-strand wire	with 0.2 mm ²	-	-	10 N
	with 1.5 mm ²	-	-	40 N
	with wire end ferrule	-	-	> 40 N
Mounting	DIN rail (IEC/EN 60715)			
Material	socket	PA 6+GF - V2		
	contacts	CuZn33		
	contact surface	5 μ Ni	6 μ Ni	5 μ tinned
	terminals	8 μ Ni		
	combi screw M3	8.8 Steel, 5μ Ni		

Isolation data

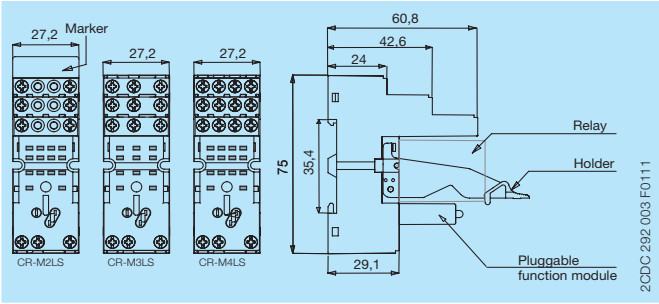
Insulation voltage	> 3 kV	> 4 kV	
Isolation between coil and contacts	EN 61984		DIN EN 61140, VDE 0140-1
Clearance and creepage distance	EN 61984	DIN EN 60664-1	

Standards

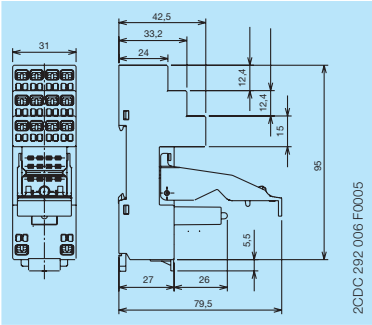
Products standard	EN 61984: 2001		
Low Voltage Directive	72/23/EWG		

Dimensions

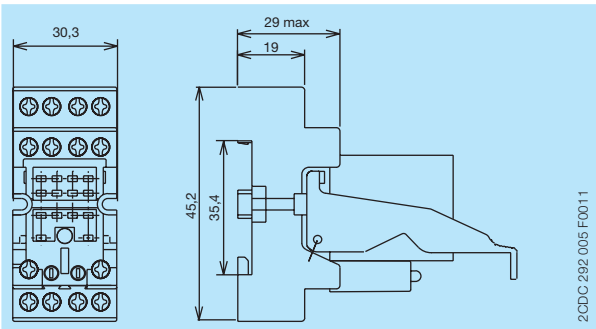
in mm



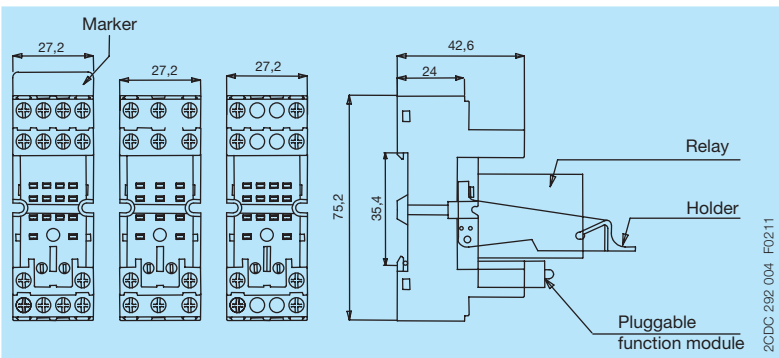
CR-MxLS



CR-MxLC

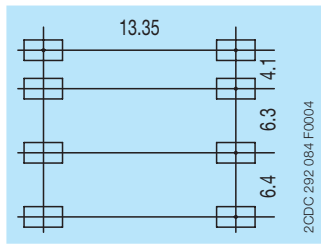


CR-MxSF

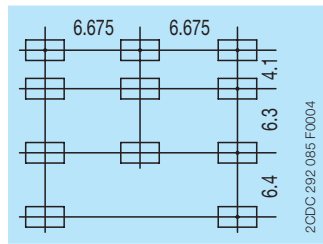


CR-MxSS

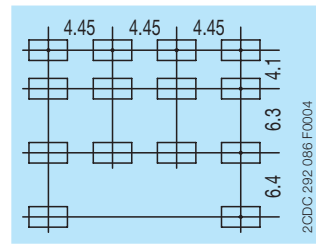
Pinning



CR-M2xS



CR-M3xS



CR-M4xS

Further documentation

Document title	Document type	Document number
Electronic Products and Relays	Technical catalogue	2CDC 110 004 C020x
Relays CR-M	Data sheet	2CDC 117 002 D020x
Jumper bar CR-MJ	Data sheet	2CDC 117 015 D020x
Pluggable function modules CR-P/M	Data sheet	2CDC 117 007 D020x

You can find the documentation on the internet at www.abb.com/lowvoltage -> Control Products -> Electronic Relays and Controls -> Interface Relays and Optocouplers

Contact us

ABB STOTZ-KONTAKT GmbH

P. O. Box 10 16 80
69006 Heidelberg, Germany
Phone: +49 (0) 6221 7 01-0
Fax: +49 (0) 6221 7 01-13 25
E-mail: info.desto@de.abb.com

You can find the address of your
local sales organization on the
ABB home page
<http://www.abb.com/contacts>
-> Low Voltage Products and Systems

Note:

We reserve the right to make technical changes or modify the contents of this document without prior notice. With regard to purchase orders, the agreed particulars shall prevail. ABB AG does not accept any responsibility whatsoever for potential errors or possible lack of information in this document.

We reserve all rights in this document and in the subject matter and illustrations contained therein. Any reproduction, disclosure to third parties or utilization of its contents – in whole or in parts – is forbidden without prior written consent of ABB AG.

Copyright© 2011 ABB
All rights reserved