


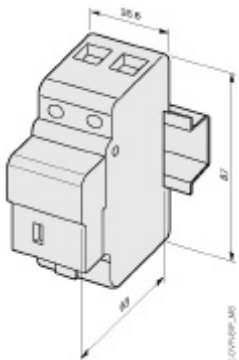


# OVR N1-10-275

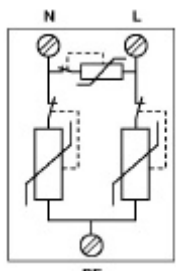
Order code : 2CTB 8138 12 R 06 00



OVR N1-10-275



Overall dimensions (in mm)



Operating diagram

## Single Block Unit

### Electrical characteristics

Types of networks		TNS - TT
Modes of protection		common + differential
Number of poles		2
Type / test class		T2 / II
Type of current		A.C.
Nominal voltage Un	V	230
Max. cont. operating voltage U <sub>c</sub> (L-N / L-PE / N-PE)	V	275 / 440 / 255
Voltage protection level U <sub>p</sub> at I <sub>n</sub> (L-N / L-PE / N-PE)	kV	0.9 / 0.9 / 0.9
Nominal discharge current I <sub>n</sub> (8/20)	kA	2
Maximal discharge current I <sub>max</sub> (8/20)	kA	10
TOV withstand U <sub>t</sub> (5s.) (L-N / L-PE)	V	340 / 440
Follow current I <sub>f</sub>	A	/
Operating current I <sub>c</sub>	mA	<1
Short circuit withstand I <sub>cc</sub>	kA	10
Degree of protection		IP 203
Disconnecter		
gG - gL fuse	A	25
curve C circuit breaker	A	10

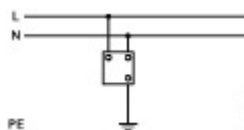
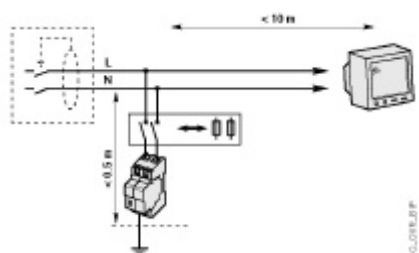
### Mechanical characteristics

Wire range L/N		
solid wire	mm <sup>2</sup>	2.5 ... 25
stranded wire	mm <sup>2</sup>	2.5 ... 16
Stripping length L/N	mm	12.5
Tightening torque L/N	Nm	2
Wire range PE		
solid wire	mm <sup>2</sup>	2.5 ... 50
stranded wire	mm <sup>2</sup>	2.5 ... 35
Stripping length PE	mm	15
Tightening torque PE	Nm	3.5
Integrated thermal disconnecter		Yes
State indicator		Yes
Compatibility with OVR Sign		Yes
Safety reserve		No
TS remote indicator		No

### Miscellaneous characteristics

Stocking temperature	°C	-40 to +80
Operating temperature	°C	-40 to +80
Maximal altitude	m	2000
Weight	g	250
Material of Housing		PC grey RAL 7032
Fire resistance according to UL 94		V2
Reference standards		IEC 61643-1 / EN 61643-11
Certifications		

## Wiring schematics



TT - TNS