


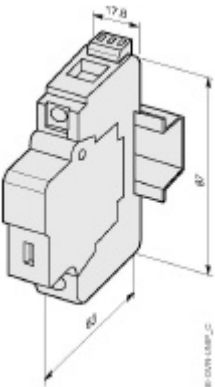


OVR 65-275s P

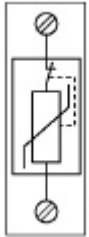
Order code : 2CTB 8138 51 R 19 00



OVR 65-275s P



Overall dimensions (in mm)



Operating diagram

Pluggable Unit

Electrical characteristics

Types of networks		TNC - TNS - TT
Number of poles		1
Type / test class		T2 / II
Type of current		A.C.
Nominal voltage U_n	V	230
Maximal continuous operating voltage U_c	V	275
Voltage protection level U_p at I_n	kV	1.2
Nominal discharge current I_n (8/20)	kA	20
Maximal discharge current I_{max} (8/20)	kA	65
TOV withstand U_t (5s.)	V	340
Follow current I_f		None
Operating current I_c	mA	< 1
Short circuit withstand I_{cc}	kA	25
Degree of protection		IP 203
Disconnecter		
gG - gL fuse	A	40
curve C circuit breaker	A	32 to 63

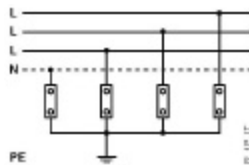
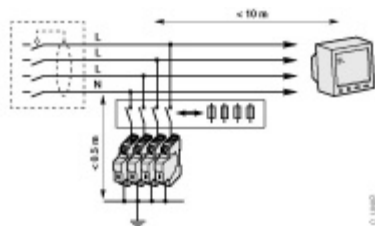
Mechanical characteristics

Wire range L/N		
solid wire	mm ²	2.5 ... 25
stranded wire	mm ²	2.5 ... 16
Stripping length L/N	mm	12.5
Tightening torque L/N	Nm	2
Wire range PE		
solid wire	mm ²	2.5 ... 25
stranded wire	mm ²	2.5 ... 16
Stripping length PE	mm	12.5
Tightening torque PE	Nm	2
Integrated thermal disconnecter		Yes
State indicator		Yes
Compatibility with OVR Sign		Yes
Safety reserve		Yes
TS remote indicator		No

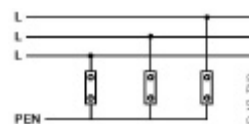
Miscellaneous characteristics

Stocking temperature	°C	-40 to +80
Operating temperature	°C	-40 to +80
Maximal altitude	m	2000
Weight	g	120
Material of Housing		PC grey RAL 7032
Fire resistance according to UL 94		V2
Reference standards		IEC 61643-1 / EN 61643-11
Certifications		cULus - GOST - SABS

Wiring schematics



TT - TNS



TNC