


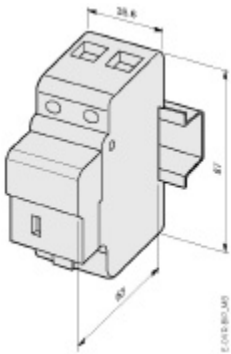


OVR N1-40-275

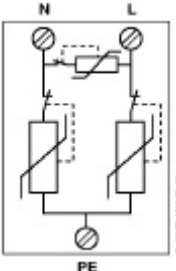
Order code : 2CTB 8138 12 R 03 00



OVR N1-40-275



Overall dimensions (in mm)



Operating diagram

Single Block Unit

Electrical characteristics

		TNS - TT - IT
Types of networks		common + differential
Modes of protection		2
Number of poles		T2 / II
Type / test class		A.C.
Type of current		230
Nominal voltage Un	V	275 / 440 / 440
Max. cont. operating voltage U _c (L-N / L-PE / N-PE)	V	1.2 / 1.8 / 1.8
Voltage protection level U _p at I _n (L-N / L-PE / N-PE)	kV	10
Nominal discharge current I _n (8/20)	kA	40
Maximal discharge current I _{max} (8/20)	kA	340 / 440
TOV withstand U _t (5s.) (L-N / L-PE)	V	< 1
Follow current I _f	A	25
Operating current I _c	mA	IP 203
Short circuit withstand I _{cc}	kA	
Degree of protection		
Disconnecter		
gG - gL fuse	A	32
curve C circuit breaker	A	25 to 50

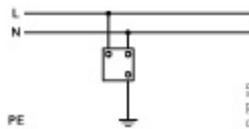
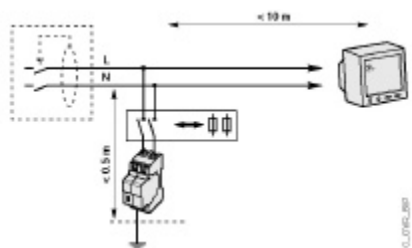
Mechanical characteristics

Wire range L/N		
solid wire	mm ²	2.5 ... 25
stranded wire	mm ²	2.5 ... 16
Stripping length L/N	mm	12.5
Tightening torque L/N	Nm	2
Wire range PE		
solid wire	mm ²	2.5 ... 50
stranded wire	mm ²	2.5 ... 35
Stripping length PE	mm	15
Tightening torque PE	Nm	3.5
Integrated thermal disconnecter		Yes
State indicator		Yes
Compatibility with OVR Sign		Yes
Safety reserve		No
TS remote indicator		No

Miscellaneous characteristics

Stocking temperature	°C	-40 to +80
Operating temperature	°C	-40 to +80
Maximal altitude	m	2000
Weight	g	220
Material of Housing		PC grey RAL 7032
Fire resistance according to UL 94		V2
Reference standards		IEC 61643-1 / EN 61643-11
Certifications		GOST

Wiring schematics



TT - TNS - IT