


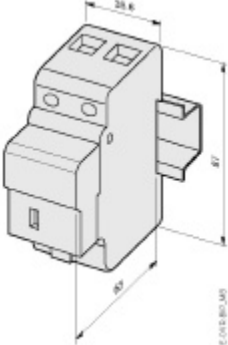


OVR 1N 40-150

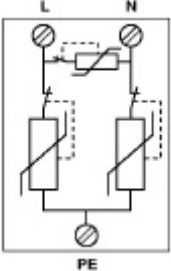
Order code : 2CTB 8139 12 R 08 00



OVR 1N-40-150



Overall dimensions (in mm)



Operating diagram

Single Block Unit

Electrical characteristics

Types of networks		TNS - TT - IT
Modes of protection		common + differential
Number of poles		2
Type / test class		T2 / II
Type of current		A.C.
Nominal voltage Un	V	120
Max. cont. operating voltage U _c (L-N / L-PE / N-PE)	V	150 / 275 / 275
Voltage protection level U _p at I _n (L-N / L-PE / N-PE)	kV	0.6 / 1.2 / 1.2
Nominal discharge current I _n (8/20)	kA	10
Maximal discharge current I _{max} (8/20)	kA	40
TOV withstand U _t (5s.) (L-N / L-PE)	V	150 / 340
Follow current I _f	A	None
Operating current I _c	mA	< 1
Short circuit withstand I _{cc}	kA	25
Degree of protection		IP 203
Disconnecter		
gG - gL fuse	A	32
curve C circuit breaker	A	25 to 50

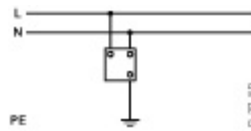
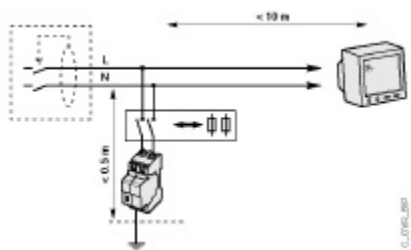
Mechanical characteristics

Wire range L/N		
solid wire	mm ²	2.5 ... 25
stranded wire	mm ²	2.5 ... 16
Stripping length L/N	mm	12.5
Tightening torque L/N	Nm	2
Wire range PE		
solid wire	mm ²	2.5 ... 50
stranded wire	mm ²	2.5 ... 35
Stripping length PE	mm	15
Tightening torque PE	Nm	3.5
Integrated thermal disconnecter		Yes
State indicator		Yes
Compatibility with OVR Sign		Yes
Safety reserve		No
TS remote indicator		No

Miscellaneous characteristics

Stocking temperature	°C	-40 to +80
Operating temperature	°C	-40 to +80
Maximal altitude	m	2000
Weight	g	220
Material of Housing		PC grey RAL 7032
Fire resistance according to UL 94		V2
Reference standards		IEC 61643-1 / EN 61643-11
Certifications		

Wiring schematics



TT - TNS - IT