

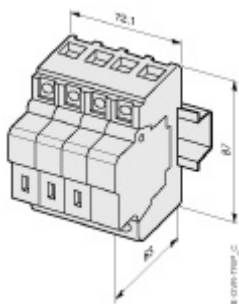


OVR N3-65-275 P TS

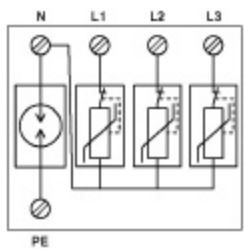
Order code : 2CTB 8138 53 R 04 00



OVR N3-65-275 P TS



Overall dimensions (in mm)



Operating diagram

Pluggable Unit

Electrical characteristics

		TNS - TT
Types of networks		common + differential
Modes of protection		4
Number of poles		T2 / II
Type / test class		A.C.
Type of current		230
Nominal voltage Un	V	275 / 440 / 255
Max. cont. operating voltage Uc (L-N / L-PE / N-PE)	V	1.2 / 1.2 / 1.2
Voltage protection level Up (L-N / L-PE / N-PE)	kV	20
Nominal discharge current In (8/20)	kA	65
Maximal discharge current I _{max} (8/20)	kA	340 / 440
TOV withstand Ut (5 sec) (L-N / L-PE)	V	None
Follow current If		< 1
Operating current I _c	mA	25
Short circuit withstand I _{cc}	kA	IP 203
Degree of protection		
Disconnecter		
gG - gL fuse	A	40
curve C circuit breaker	A	32 to 63

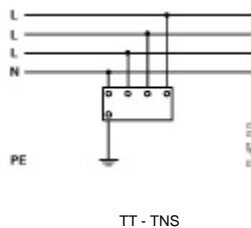
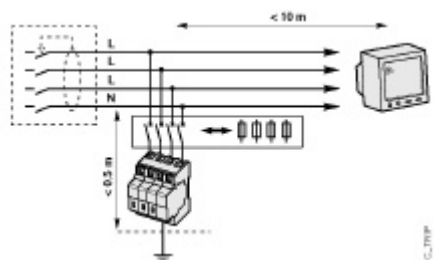
Mechanical characteristics

Wire range L/N		
solid wire	mm ²	2.5 ... 25
stranded wire	mm ²	2.5 ... 16
Stripping length L/N	mm	12.5
Tightening torque L/N	Nm	2
Wire range PE		
solid wire	mm ²	2.5 ... 25
stranded wire	mm ²	2.5 ... 16
Stripping length PE	mm	12.5
Tightening torque PE	Nm	2
Integrated thermal disconnecter		Yes
State indicator		Yes
Compatibility with OVR Sign		Yes
Safety reserve		No
TS remote indicator		Yes

Miscellaneous characteristics

Stocking temperature	°C	-40 to +80
Operating temperature	°C	-40 to +80
Maximal altitude	m	2000
Weight	g	500
Material of Housing		PC grey RAL 7032
Fire resistance according to UL 94		V2
Reference standards		IEC 61643-1 / EN 61643-11
Certifications		cULus - GOST - SABS

Wiring schematics



TT - TNS