


Certifié conforme à l'original
 Le 03 NOV. 2003
 Le secrétariat permanent de l'ASEFA
 G. GOSSE 

Certificate of Conformity

LOVAG-Certificate No. FR03-024

Apparatus

ENCLOSED CONTACTOR

Designation

AL26-30-10

Manufacturer or responsible vendor

ABB Entrelec - Control division
 10 rue Ampère
 69685 - CHASSIEU

Tested for: ABB Entrelec

Tested by: ASEFA platform G03

This Certificate applies only to the apparatus tested. The responsibility for conformity of any apparatus having the same designation with that tested rests with the manufacturer or responsible vendor.

This certificate has been prepared according to LOVAG (Low Voltage Agreement Group) Objectives and Operating Principles of mutual recognition. The responsible certification body as member of LOVAG issues a Certificate of Conformity with the above mentioned Standard(s) following the exclusive use of LOVAG Test instructions wherever applicable.

Only integral reproduction of this Certificate or reproductions of this page accompanied by any page(s) on which are stated the tests performed and the assigned rated characteristics of the apparatus tested, are permitted without written permission from the LOVAG Signatory responsible for this Certificate.

The apparatus, constructed in accordance with the description mentioned in the Test Report listed on this Certificate has been subjected to the series of proving tests in accordance with IEC 60947-4-1(2nd edition 2000-11) and amend 1 (2002), EN 60947-4-1(2001-02) and amend 1 (2002), NF EN 60947-4-1 (2001-05) and amend 1 (2003) Test sequences II and III

The results are shown in the Test Report in accordance to LOVAG. The values obtained and the general performance are considered to comply with the above Standard(s) and to justify the characteristic assigned by the manufacturer as stated below.

Main circuit 3 pole $U_i = 1000\text{ V}$ $I_{th} = 45\text{ A}$


Sequence II

Ue (V)	≤ 440 V	> 440 V ≤ 500V	> 500 V ≤ 690V
Ie (A) AC-3	26	22	13
Ie (A) AC-4	26	17	10.6

Sequence III (AC1) SCPD : fuses 50 AgG
 $U_e = 500\text{ V}$ $I_e = 45\text{ A}$ "r" = 3 kA

This document includes Report No.: G03-03471
 Issue Date: 2003.08.14

Responsible Certification Body


 I. HELLER
 Authorized Signature
 Date: 03 NOV. 2003

Certificate of Conformity

LOVAG-Certificate No. FR03-032

Apparatus

CONTACTOR

Designation

AL 26-30-10

Manufacturer or responsible vendor

ABB Entelec – Control division
10 rue Ampère
69685 – CHASSIEU

Tested for: ABB Entelec

Tested by: ASEFA platform G11

This Certificate applies only to the apparatus tested. The responsibility for conformity of any apparatus having the same designation with that tested rests with the manufacturer or responsible vendor.

This certificate has been prepared according to LOVAG (Low Voltage Agreement Group) Objectives and Operating Principles of mutual recognition. The responsible certification body as member of LOVAG issues a Certificate of Conformity with the above mentioned Standard(s) following the exclusive use of LOVAG Test instructions wherever applicable.

Only integral reproduction of this Certificate or reproductions of this page accompanied by any page(s) on which are stated the tests performed and the assigned rated characteristics of the apparatus tested, are permitted without written permission from the LOVAG Signatory responsible for this Certificate.


The apparatus, constructed in accordance with the description mentioned in the Test Report listed on this Certificate has been subjected to the series of proving tests in accordance with IEC 60947-4-1(2nd edition 2000-11) and amend 1 (2002), EN 60947-4-1(2001-02) and amend 1 (2002), NF EN 60947-4-1 (2001-05) and amend 1 (2003) test sequences I and IV

The results are shown in the Test Report in accordance to LOVAG. The values obtained and the general performance are considered to comply with the above Standard(s) and to justify the characteristic assigned by the manufacturer as stated below.

Main circuit 3 pole	U _i = 1000 V	U _{imp} = 8 kV	I _{th} = 45 A	
U _e (V)	≤ 440 V		> 440 & ≤ 500	> 500 & ≤ 690
I _e (A) AC-1	45		45	45
I _e (A) AC-3			22	13
I _e (A) AC-4			17	10.6

This document includes Report No.: G11-2003470
Issue Date: 2003.09.15

Responsible Certification Body


I. HELLER
Authorized Signature
Date: 30 OCT. 2003