


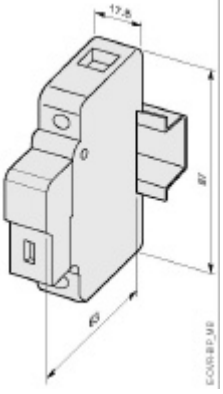


# OVR 15-275


Order code : 2CTB 8138 11 R 08 00



OVR 15-275



Overall dimensions (in mm)



Operating diagram

## Single Block Unit

### Electrical characteristics

Types of networks		TNC - TNS - TT
Number of poles		1
Type / test class		T2 / II
Type of current		A.C.
Nominal voltage $U_n$	V	230
Maximal continuous operating voltage $U_c$	V	275
Voltage protection level $U_p$ at $I_n$	kV	1.2
Nominal discharge current $I_n$ (8/20)	kA	5
Maximal discharge current $I_{max}$ (8/20)	kA	15
TOV withstand $U_t$ (5s.)	V	340
Follow current $I_f$	A	None
Operating current $I_c$	mA	< 1
Short circuit withstand $I_{cc}$	kA	10
Degree of protection		IP 203
Disconnecter		
gG - gL fuse	A	25 to 32
curve C circuit breaker	A	10 to 63

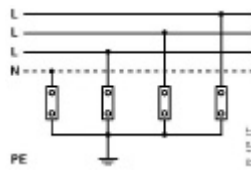
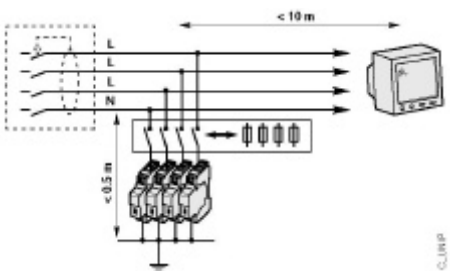
### Mechanical characteristics

Wire range L/N		
solid wire	mm <sup>2</sup>	2.5 ... 25
stranded wire	mm <sup>2</sup>	2.5 ... 16
Stripping length L/N	mm	12.5
Tightening torque L/N	Nm	2
Wire range PE		
solid wire	mm <sup>2</sup>	2.5 ... 25
stranded wire	mm <sup>2</sup>	2.5 ... 16
Stripping length PE	mm	12.5
Tightening torque PE	Nm	2
Integrated thermal disconnecter		Yes
State indicator		Yes
Compatibility with OVR Sign		Yes
Safety reserve		No
TS remote indicator		No

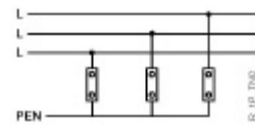
### Miscellaneous characteristics

Stocking temperature	°C	-40 to +80
Operating temperature	°C	-40 to +80
Maximal altitude	m	2000
Weight	g	150
Material of Housing		PC grey RAL 7032
Fire resistance according to UL 94		V2
Reference standards		IEC 61643-1 / EN 61643-11
Certifications		GOST - SABS

## Wiring schematics



TT - TNS



TNC