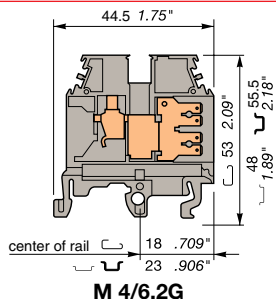
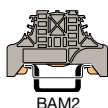


# Feed through terminal blocks

## Screw clamp to quick-connect, DIN 1-3



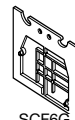
**M 4/6.2G**



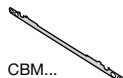
BAM2



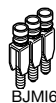
FEM6G



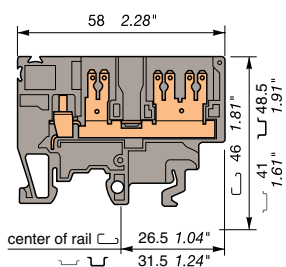
SCF6G



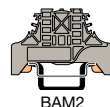
CBM...



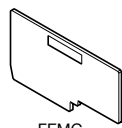
BJMI6



**M 4/6.3G**



BAM2



FEMG



BJMI6

### M 4/6.2G - 4 mm<sup>2</sup> blocks - 6 mm .236" spacing

#### Characteristics

|  |                       | IEC<br>NFC<br>DIN  | UL        | CSA       |
|--|-----------------------|--|-----------|-----------|
| Wire size (Screw clamp)<br>mm <sup>2</sup> / AWG   | Solid                 | 0.5 - 4 mm <sup>2</sup>  | 22-10 AWG | 24-12 AWG |
|  | Stranded              | 0.5 - 4 mm <sup>2</sup>  |           |           |
| Wire size (quick-connect)<br>mm <sup>2</sup> / AWG | Quick-connect         | 2.8 x 0.8 mm series 110 - 1.5 mm <sup>2</sup> max.<br>6.3 x 0.8 mm series 250 - 2.5 mm <sup>2</sup> max. |           |           |
| Voltage  | V                     | 750 V Gr.C   | 600       | 300       |
| Current  | A                     | 25   | 20        | 25        |
| Rated wire size                                    | mm <sup>2</sup> / AWG | 4 mm <sup>2</sup>  | 10 AWG    | 12 AWG    |
| Wire stripping length                              | mm / inches           | 9.5 mm / .374"   |           |           |
| Recommended torque                                 | Nm / lb.in            | 0.4-0.6 Nm / 3.5-5.3 lb.in   |           |           |

#### Selection

| Description  | Type                                 | Order P/N   | Packaging |
|--|--------------------------------------|-------------|-----------|
| Terminal block with partition. Output :<br>Screw clamp to horizontal<br>quick connect tabs |                                      |             |           |
| grey   | <input type="checkbox"/> M 4/6.2G    | 0115 189.11 | 50        |
| blue   | <input type="checkbox"/> M 4/6.2G.N  | 0125 189.13 | 50        |
| beige V0   | <input type="checkbox"/> M 4/6.2G.V0 | 0195 189.12 | 50        |

#### Accessories

|  |          |                                |        |             |    |
|--|----------|--------------------------------|--------|-------------|----|
| End stop                                       |          | BAM2                           | 9.9 mm | 0206 351.16 | 50 |
| End section                                    | grey     | <input type="checkbox"/> FEM6G | 2.5 mm | 0113 027.07 | 20 |
|  | blue     | <input type="checkbox"/> FEM6G | 2.5 mm | 0123 027.01 | 10 |
|  | beige V0 | <input type="checkbox"/> FEM6G | 2.5 mm | 0193 027.00 | 20 |
| Separator end section                          | grey     | <input type="checkbox"/> SCF6G | 3 mm   | 0113 075.17 | 20 |
| Assembled jumper bar<br>(with IP20 protection) | 2 poles  | BJMI6                          | 32 A   | 0176 663.00 | 10 |
|  | 3 poles  | BJMI6                          | 32 A   | 0176 664.01 | 10 |
|  | 4 poles  | BJMI6                          | 32 A   | 0176 665.02 | 10 |
|  | 5 poles  | BJMI6                          | 32 A   | 0176 666.03 | 10 |
|  | 10 poles | BJMI6                          | 32 A   | 0176 667.04 | 10 |
| Shield connector                               |          | CBM5                           | 0.5 mm | 0178 745.14 | 50 |
|  |          | CBM8                           | 0.8 mm | 0178 746.15 | 50 |

### M 4/6.3G - 4 mm<sup>2</sup> blocks - 6 mm .236" spacing

#### Characteristics

|  |                       | NFC<br>DIN   | UL | CSA       |
|--|-----------------------|--|----|-----------|
| Wire size (Screw clamp)<br>mm <sup>2</sup> / AWG   | Solid                 | 0.2 - 4 mm <sup>2</sup>  | -  | 20-12 AWG |
|  | Stranded              | 0.22 - 4 mm <sup>2</sup>   |    |           |
| Wire size (quick-connect)<br>mm <sup>2</sup> / AWG | Quick-connect         | 2.8 x 0.8 mm series 110 - 1.5 mm <sup>2</sup> max.<br>6.3 x 0.8 mm series 250 - 2.5 mm <sup>2</sup> max. |    |           |
| Voltage  | V                     | 500 V Gr.C   | -  | 300       |
| Current  | A                     | 25   | -  | 25        |
| Rated wire size                                    | mm <sup>2</sup> / AWG | 4 mm <sup>2</sup>  | -  | 12 AWG    |
| Wire stripping length                              | mm / inches           | 9.5 mm / .374"   |    |           |
| Recommended torque                                 | Nm / lb.in            | 0.5-0.8 Nm / 4.4-7.1 lb.in   |    |           |

#### Selection

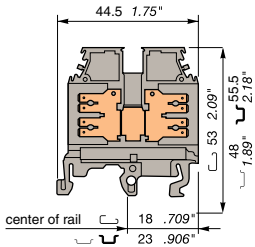
| Description   | Type                              | Order P/N   | Packaging |
|---|-----------------------------------|-------------|-----------|
| Terminal block with partition. Output :<br>Screw clamp - vertical<br>quick-connect tabs to vertical<br>quick-connect tabs |                                   |             |           |
| grey  | <input type="checkbox"/> M 4/6.3G | 0115 279.02 | 50        |

#### Accessories

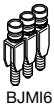
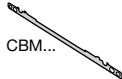
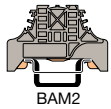
|  |          |                               |        |             |    |
|--|----------|-------------------------------|--------|-------------|----|
| End stop                                       | grey     | BAM2                          | 9.9 mm | 0206 351.16 | 50 |
| End section                                    | grey     | <input type="checkbox"/> FEMG | 1.5 mm | 0114 144.12 | 25 |
| Assembled jumper bar<br>(with IP20 protection) | 2 poles  | BJMI6                         | 32 A   | 0176 663.00 | 10 |
|  | 3 poles  | BJMI6                         | 32 A   | 0176 664.01 | 10 |
|  | 4 poles  | BJMI6                         | 32 A   | 0176 665.02 | 10 |
|  | 5 poles  | BJMI6                         | 32 A   | 0176 666.03 | 10 |
|  | 10 poles | BJMI6                         | 32 A   | 0176 667.04 | 10 |

# Quick-connect terminal blocks

## Quick-connect to quick-connect, DIN 1-3



**M 2,5/6.2G.2G**



### M 2,5/6.2G.2G - 2,5 mm<sup>2</sup> blocks - 6 mm .236" spacing

#### Characteristics

|                                    | Quick-connect         | IEC  |        | UL     | CSA |
|------------------------------------|-----------------------|--|--------|--------|-----|
|                                    |                       | NFC  | DIN    |        |     |
| Wire size<br>mm <sup>2</sup> / AWG |                       | 2.8 x 0.8 mm series 110 - 1.5 mm <sup>2</sup> max.<br>6.3 x 0.8 mm series 250 - 2.5 mm <sup>2</sup> max. |        |        |     |
| Voltage                            | V                     | 630  | 600    | 300    |     |
| Current                            | A                     | 20   | 25     | 20     |     |
| Rated wire size                    | mm <sup>2</sup> / AWG | 2.5 mm <sup>2</sup>  | 10 AWG | 12 AWG |     |

#### Selection

| Description  | Type             | Order P/N   | Packaging |
|--|------------------|-------------|-----------|
| Standard block, outputs : horizontal quick-connect tabs to horizontal quick-connect tabs |                  |             |           |
| grey <input type="checkbox"/>  | M 2,5/6.2G.2G    | 0115 191.03 | 50        |
| beige V0 <input type="checkbox"/>  | M 2,5/6.2G.2G.V0 | 0195 191.04 | 50        |

#### Accessories

|   |                                   |       |        |             |    |
|---|-----------------------------------|-------|--------|-------------|----|
| End stop                                    | grey                              | BAM2  | 9.9 mm | 0206 351.16 | 50 |
| End section                                 | grey <input type="checkbox"/>     | FEM6G | 2.5 mm | 0113 027.07 | 20 |
|   | beige V0 <input type="checkbox"/> | FEM6G | 2.5 mm | 0193 027.00 | 20 |
| Separator end section                       | grey <input type="checkbox"/>     | SCF6G | 3 mm   | 0113 075.17 | 20 |
|   | grey V0 <input type="checkbox"/>  | SCF6G | 3 mm   | 0193 075.10 | 20 |
| Assembled jumper bar (with IP20 protection) | 2 poles                           | BJMI6 | 32 A   | 0176 663.00 | 10 |
|   | 3 poles                           | BJMI6 | 32 A   | 0176 664.01 | 10 |
|   | 4 poles                           | BJMI6 | 32 A   | 0176 665.02 | 10 |
|   | 5 poles                           | BJMI6 | 32 A   | 0176 666.03 | 10 |
|   | 10 poles                          | BJMI6 | 32 A   | 0176 667.04 | 10 |
| Shield connector                            |                                   | CBM5  | 0.5 mm | 0178 745.14 | 50 |
|   |                                   | CBM8  | 0.8 mm | 0178 746.15 | 50 |

### M 2,5/6.4G.1 - 2,5 mm<sup>2</sup> blocks - 6 mm .236" spacing

#### Characteristics

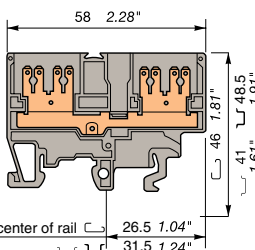
|                                    | Quick-connect         | IEC  |        | UL     | CSA |
|------------------------------------|-----------------------|--|--------|--------|-----|
|                                    |                       | NFC  | DIN    |        |     |
| Wire size<br>mm <sup>2</sup> / AWG |                       | 2.8 x 0.8 mm series 110 - 1.5 mm <sup>2</sup> max.<br>6.3 x 0.8 mm series 250 - 2.5 mm <sup>2</sup> max. |        |        |     |
| Voltage                            | V                     | 630  | 600    | 300    |     |
| Current                            | A                     | 35   | 25     | 25     |     |
| Rated wire size                    | mm <sup>2</sup> / AWG | 2.5 mm <sup>2</sup>  | 10 AWG | 12 AWG |     |

#### Selection

| Description  | Type         | Order P/N   | Packaging |
|--|--------------|-------------|-----------|
| Terminal block with partition. Output : vertical quick-connect tabs to vertical quick-connect tabs |              |             |           |
| grey <input type="checkbox"/>  | M 2,5/6.4G.1 | 0115 280.20 | 50        |

#### Accessories

|   |                               |       |        |             |    |
|---|-------------------------------|-------|--------|-------------|----|
| End stop                                    | grey                          | BAM2  | 9.9 mm | 0206 635.16 | 50 |
| End section                                 | grey <input type="checkbox"/> | FEMG  | 1,5 mm | 0114 144.12 | 25 |
| Assembled jumper bar (with IP20 protection) | 2 poles                       | BJMI6 | 32 A   | 0176 663.00 | 10 |
|   | 3 poles                       | BJMI6 | 32 A   | 0176 664.01 | 10 |
|   | 4 poles                       | BJMI6 | 32 A   | 0176 665.02 | 10 |
|   | 5 poles                       | BJMI6 | 32 A   | 0176 666.03 | 10 |
|   | 10 poles                      | BJMI6 | 32 A   | 0176 667.04 | 10 |



**M 2,5/6.4G.1**

