

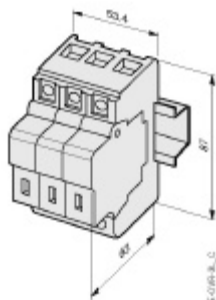


OVR 3L 15-440 P TS

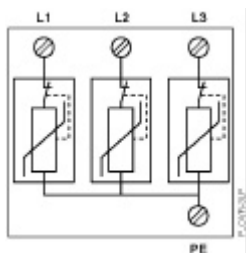
Order code : 2CTB 8138 53 R 32 00



OVR 3L 15 440 P TS



Overall dimensions (in mm)



Operating diagram

Pluggable Unit

Electrical characteristics

Types of networks		IT - TNC
Modes of protection		common
Number of poles		3
Type / test class		T2 / II
Type of current		A.C.
Nominal voltage U_n	V	400
Max. cont. operating voltage U_c (L-N / L-PE / N-PE)	V	N/A / 440 / N/A
Voltage protection level U_p (L-N / L-PE / N-PE)	kV	N/A / 1.8 / N/A
Nominal discharge current I_n (8/20)	kA	5
Maximal discharge current I_{max} (8/20)	kA	15
TOV withstand U_t (5 sec) (L-N / L-PE)	V	N/A / 440
Follow current I_f		None
Operating current I_c	mA	< 1
Short circuit withstand I_{cc}	kA	25
Degree of protection		IP 203
Disconnecter		
gG - gL fuse	A	25 to 32
curve C circuit breaker	A	10 to 63

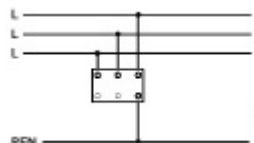
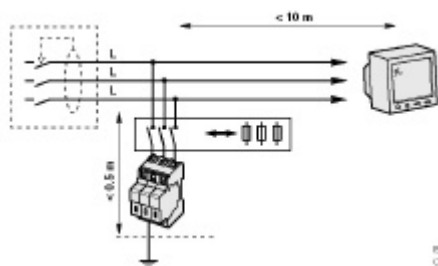
Mechanical characteristics

Wire range L/N		
solid wire	mm ²	2.5 ... 25
stranded wire	mm ²	2.5 ... 16
Stripping length L/N	mm	12.5
Tightening torque L/N	Nm	2
Wire range PE		
solid wire	mm ²	2.5 ... 25
stranded wire	mm ²	2.5 ... 16
Stripping length PE	mm	12.5
Tightening torque PE	Nm	2
Integrated thermal disconnecter		Yes
State indicator		Yes
Compatibility with OVR Sign		Yes
Safety reserve		No
TS remote indicator		Yes

Miscellaneous characteristics

Stocking temperature	°C	-40 to +80
Operating temperature	°C	-40 to +80
Maximal altitude	m	2000
Weight	g	350
Material of Housing		PC grey RAL 7032
Fire resistance according to UL 94		V2
Reference standards		IEC 61643-1 / EN 61643-11
Certifications		GOST

Wiring schematics



IT - TNC