

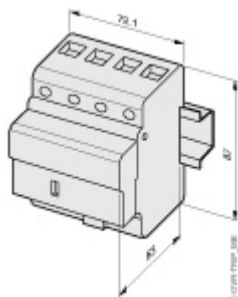


OVR 3N-15-275

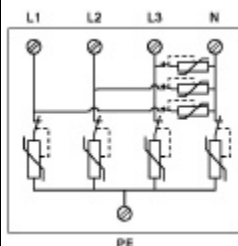
Order code : 2CTB 8139 13 R 04 00



OVR 3N-15-275



Overall dimensions (in mm)



Operating diagram

Single Block Unit

Electrical characteristics

		TNS - TT - IT
Types of networks		common + differential
Modes of protection		
Number of poles		4
Type / test class		T2 / II
Type of current		A.C.
Nominal voltage Un		230
Max. cont. operating voltage Uc (L-N / L-PE / N-PE)		275 / 440 / 440
Voltage protection level Up (L-N / L-PE / N-PE)		1.2 / 1.8 / 1.8
Nominal discharge current In (8/20)		5
Maximal discharge current I _{max} (8/20)		15
TOV withstand Ut (5 sec) (L-N / L-PE)		340 / 440
Follow current If		None
Operating current I _c		< 1
Short circuit withstand I _{cc}		10
Degree of protection		IP 203
Disconnecter		
gG - gL fuse		A
curve C circuit breaker		A
		25 to 32
		10 to 63

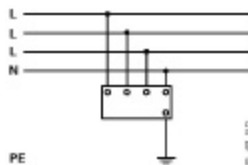
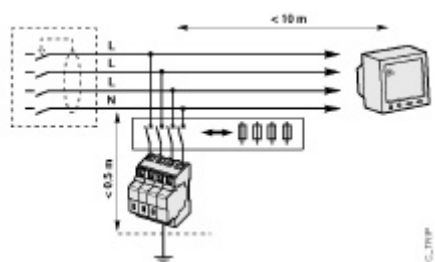
Mechanical characteristics

Wire range L/N		
solid wire		mm ² 2.5 ... 25
stranded wire		mm ² 2.5 ... 16
Stripping length L/N		mm 12,5
Tightening torque L/N		Nm 2
Wire range PE		
solid wire		mm ² 2.5 ... 50
stranded wire		mm ² 2.5 ... 35
Stripping length PE		mm 15
Tightening torque PE		Nm 3,5
Integrated thermal disconnecter		Yes
State indicator		Yes
Compatibility with OVR Sign		Yes
Safety reserve		No
TS remote indicator		No

Miscellaneous characteristics

Stocking temperature		°C -40 to +80
Operating temperature		°C -40 to +80
Maximal altitude		m 2000
Weight		g 500
Material of Housing		PC grey RAL 7032
Fire resistance according to UL 94		V2
Reference standards		IEC 61643-1 / EN 61643-11
Certifications		GOST

Wiring schematics



TT - TNS - IT