

Temperature Transmitter head mounted TF02/TF02-Ex, field mounted TF202/TF202-Ex

FOUNDATION Fieldbus

Firmware version 01.02.08

Hardware version 1.07

IndustrialIT
enabled™



ABB

Temperature Transmitter head mounted TF02/TF02-Ex, field mounted TF202/TF202-Ex

FOUNDATION Fieldbus
Firmware version 01.02.08
Hardware version 1.07

Release Note

Document No. 34/11-51 EN
Date of issue: 03.05
Revision A
Release March 2005

Manufacturer:

ABB Automation Products GmbH
Borsigstr. 2
63755 Alzenau
Germany

Tel: +49 551 905-534
Fax: +49 551 905-555
CCC-Support.deapr@de.abb.com

© Copyright 2005 by ABB Automation Products GmbH
We reserve the right to technical amendments.

This document is protected by copyright. Information in this document is intended only to assist the user in the safe and efficient operation of the equipment. Its contents are not to be reproduced in full or part without prior approval of the legal owner.

The software described in this document is licensed and may only be used, copied or disclosed in accordance with the licensing terms.






Contents	Page
Important information	3
1 About this document	4
1.1 Revision history	4
1.1.1 Firmware	4
1.1.2 Hardware	4
1.2 Compatibility	4
1.3 Limitations	4
2 Functions description	4
2.1 Functions not yet released	4
2.2 New functions	4
2.3 Modified functions	4
2.4 Functions that are no longer supported	4
2.5 Identified problem areas and remedial measures	4
2.6 Corrected behavior	5
2.6.1 Firmware version 01.02.08	5
2.6.2 Firmware version 01.02.07	5
2.7 Recommendations	5
3 Software Update	5
3.1 Hardware required	5
3.2 Software required	5
3.3 Firmwareflash	5

Important information

Symbols

In order that you can make the best use of this document and to ensure safety during commissioning, operation and maintenance of the equipment, please note the following explanation of the symbols used.

Explanation of the symbols used.

Symbol	Signal Word	Definitions
	DANGER	DANGER indicates an imminently hazardous situation which, if not avoided, will result in death or serious injury. (High level of risk.)
	WARNING	WARNING indicates a potentially hazardous situation which, if not avoided, could result in death or serious injury. (Medium level of risk.)
	CAUTION	CAUTION indicates a potentially hazardous situation which, if not avoided, could result in minor or moderate injury. (Low level of risk.)
	NOTICE	NOTICE indicates a potentially harmful situation which, if not avoided, may result in damage of the product itself or of adjacent objects. (Damage to property)
	IMPORTANT	IMPORTANT indicates useful hints or other special information which, if not observed, could lead to a decline in operating convenience or affect the functionality. (Does not indicate a dangerous or harmful situation.)

As well as the instructions in this document, you must also follow the generally applicable accident prevention and safety regulations.

If the information in this document is insufficient in any situation, please contact our service department, who will be happy to help you.

Please read this document carefully before installation and commissioning

CE Marking

This product meets the requirements specified in EMC Directive 89/336/EEC and in Low Voltage Directive 73/23/EEC.

1 About this document

1.1 Revision history

1.1.1 Firmware

Version	Date	Remarks
01.02.06	13.01.2004	changed watchdog behavior (FieldbusASIC)
01.02.07	27.02.2004	status filters in the case of sensor error
01.02.08	15.03.2005	improved telegram error detection sensor board interface

1.1.2 Hardware

Version	Date	Remarks
1.07		

1.2 Compatibility

All valid DD's keep their validity. TF02/TF202 can be used in existing plants together / beside other versions of TF02/TF202.

All released firmware versions are compatible to all previously released hardware versions.

1.3 Limitations

None.

2 Functions description

2.1 Functions not yet released

None.

2.2 New functions

None.

2.3 Modified functions

None.

2.4 Functions that are no longer supported

None.

2.5 Identified problem areas and remedial measures

None.

2.6 Corrected behavior

2.6.1 Firmware version 01.02.08

In isolated circumstances involving components with tolerance fluctuations, internal communication in earlier versions could produce transmission errors. As a result, an incorrect measured value was displayed. As of version 01.02.08 the data security layer was improved, and thus the bug eliminated.

2.6.2 Firmware version 01.02.07

Sporadically the host system announces a sensor error for individual devices briefly. When short lines i.e. with small lead resistances of some 10 mΩ a "negative" result of the AD conversion in consequence of temperature drift, noise, disturbances and other conceivable external influences is possible. This leads to the status message "negative measurement" which as more "Sensor error" one passes on. The error shown arises both with 3 leader and with 4 leader connection.

With firmware version 01.02.07 the raw values are validated first. A bad status will be announced only if the error is surely detected.

2.7 Recommendations

None.

3 Software Update



Notice

An update of TF02's/TF202's firmware is allowed only for skilled personal authorized by ABB. Contact Your local ABB representative in case of an update is required.

3.1 Hardware required

PC or Laptop with serial interface COM1(2),
Windows 98, 2000, NT, XP
LCI Flashadapter

3.2 Software required

Fwupdate.exe
TF02ramF.h86
TF02_01_02_08.hex

3.3 Firmwareflash

- Connect TF02 / TF202 and PC by LCI Flashadapter .
- Start Fwupdate.exe;
- **Properties**
adjust COM interface;
- **Load firmware**
load TF02_01_02_08.hex;
- **Connect**
start connection.
- Activate button at the LCI adapter.

The TF02 / TF202 must be supplied with power. It may remain contacted at the field bus during the update. During the update the transmitter is passive (it does not communicate during this time).

If the update has finished, the transmitter becomes immediately active.

The configuration of the equipment is not changed by the update.

The Industrial^{IT} wordmark is registered or pending trademark of ABB.

ABB has Sales & Customer Support expertise in over 100 countries worldwide.

www.abb.com/instrumentation

The Company's policy is one of continuous product improvement and the right is reserved to modify the information contained herein without notice.

Printed in the Fed. Rep. of Germany (03.05)

© ABB 2005



ABB Ltd.

Salterbeck Trading Estate
Workington, Cumbria, CA14 5DS
UK
Tel: +44(0)1946-830-611
Fax: +44(0)1946-832-661

ABB Inc.

125 E. County Line Road
Warminster, PA 18974
USA
Tel: +1 215-674-6000
Fax: +1 215-674-7183

ABB Automation Products GmbH

Borsigstr. 2
63755 Alzenau
Germany
Tel: +49 551 905-534
Fax: +49 551 905-555
CCC-support.deapr@de.abb.com