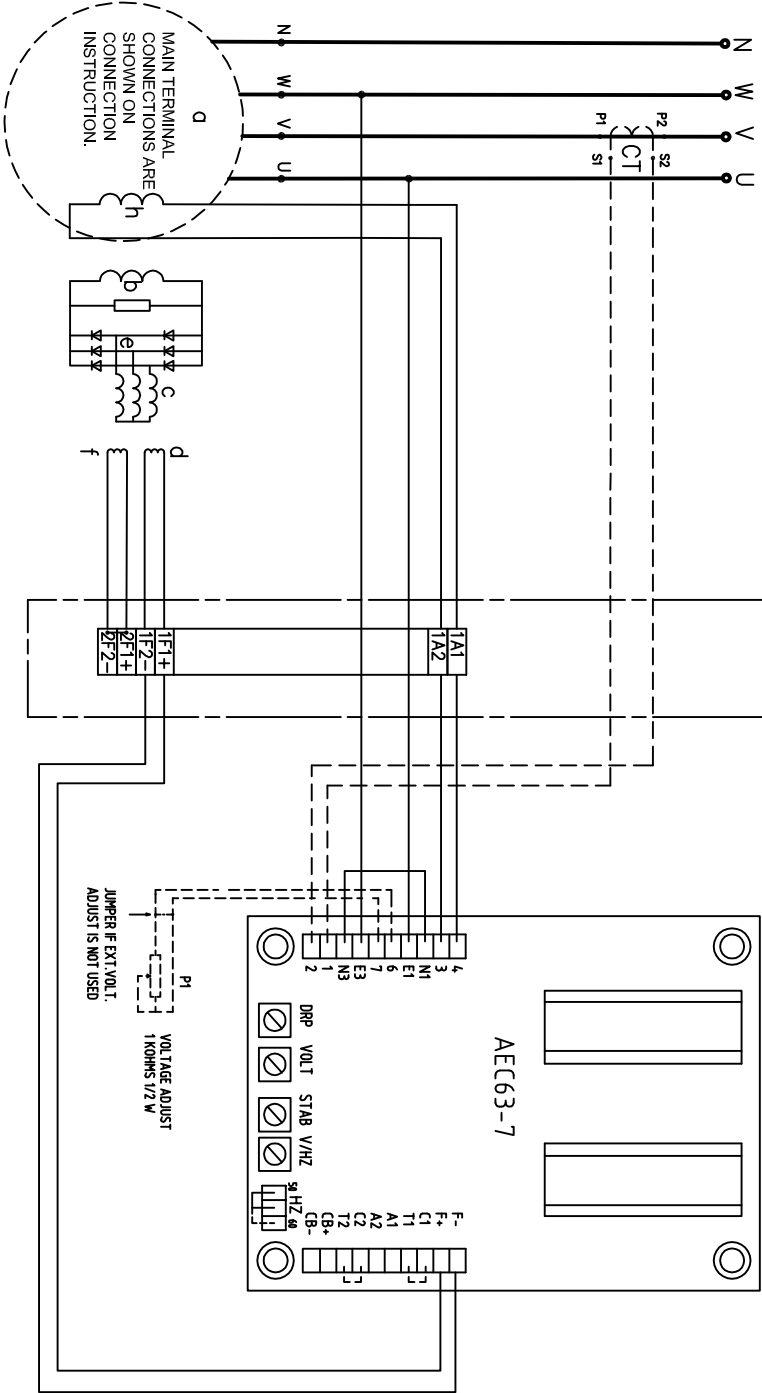


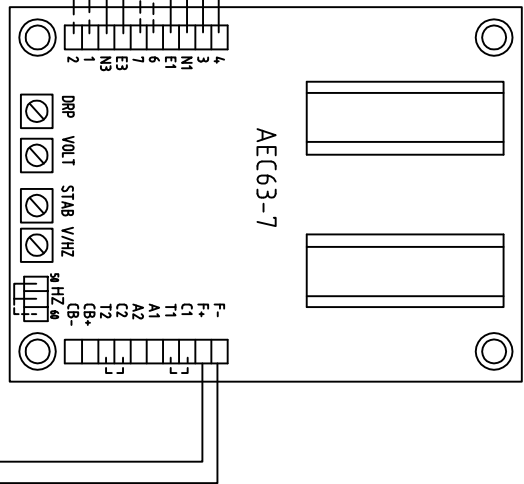
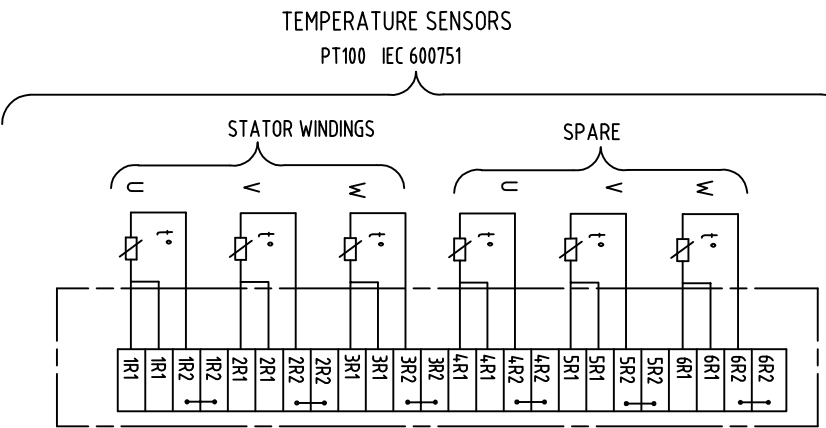
We reserve all rights in this document and in the information contained therein. Reproduction, use or disclosure to third parties without express authority is strictly forbidden.
© ABB Telloh Generators Ltd.

Symbols for roughness according to ISO 1302,
9ADA 431

General tolerances for linear and angular dimensions and geometrical tolerances: ISO 2768 -mK
Referential standards 9ADA 422, DIN 7168T.1



- d. MAIN STATOR WINDING
 - b. MAIN ROTOR WINDING
 - c. EXCITER ROTOR WINDING
 - d. EXCITER STATOR WINDING
 - e. ROTATING RECTIFIER
 - f. PERMANENT MAGNET FIELD FLASHING 24Vdc, <15A/2s
 - h. AUXILIARY WINDING
 - g. CURRENT TRANSFORMER FOR PARALLEL OPERATION(*/1A)(OPTIONAL)
- NOTE: THE NEUTRAL LINE 'N' IS ONLY AVAILABLE FOR STAR CONNECTION



B	AVR CHANGED	2011-04-21	JEZH	LYU	TUTU
Rev	Change	Date	Prep.	Rev.	Appr.
2011-03-04	J. Zhu				
2011-03-04	L. Yuan				
2011-03-04	T. Tu				

Proposed by	2011-03-04	J. Zhu	Separate part 1157/外委招编表	<input type="checkbox"/>
Reviewed by	2011-03-04	L. Yuan	Responsible department/责任人	CNGEN/
Approved by	2011-03-04	T. Tu	Original DWG/审核表	
Distribution list	Functional Code/功能代号 Order No./订单号 Weight/重量			
	Type/类型		Main connection diagram	
	AVR 0500 04		主接线图	
	Document No./图号		Mounting base/安装底座	
	5861297		LMB20/B25	
	Rev.		Revision/版本号	
	B		33	
	1/1		Scale/比例	
			Language/语言	
			Appr.	

ABB	ABB Generators Ltd.	Autocad
------------	----------------------------	----------------

ABBASB71 2 3 4 5 6