

# Type PMU primary metering unit (HCEP)

## Three-phase, dry-type, combination outdoor

### Application

The primary metering unit (PMU) is designed for three-phase primary metering applications and consists of three SCC-125 split-core combination current transformers (CTs) and voltage transformers (VTs) mounted on an aluminum frame and wired to a terminal strip inside of a NEMA 3R junction box. The assembly is then equipped for pole mount installation. Medium voltage instrument transformer combinations are available in 15 kV and 25 kV voltage classes.

### PMU assembly

The PMU comes pre-assembled and mounted on a three-phase aluminum rack ready to be mounted to a utility pole. All secondary wiring is 10 AWG THHN/THWN wire enclosed in 1" flexible, liquid-tight, armored conduit. The secondary wiring is then terminated within a NEMA 3R junction box on a screw-type terminal strip. Each instrument transformer has its own nameplate and a connection diagram is available for each transformer combination.

### SCC-125 construction features

The current transformer is precision-cut to retain accuracy and is protected after installation by a water-tight silicone gasket to prevent moisture intrusion and exposure to elements. The open ends of the core are coated with dielectric grease to ensure proper current flow and as an additional protective measure.

For insulation and protection, both the top and bottom assembly is cast in hydrophobic cycloaliphatic epoxy (HCEP). The HCEP material offers superior arc track, ozone, and ultraviolet-resistive properties while maintaining physical strength. The hydrophobic surface properties of HCEP ensure highly reliable performance in wet or humid conditions.

SCC-125 product features:

- Patent pending split-core design
- 15 and 25 kV outdoor, 125 kV BIL, 60 Hz
- Conductor clamp: 0.20 through 0.90
- Electrical clearances:
  - Strike: 17.44" (443 mm)
  - Creep: 32.0" (813 mm)
- Weight: 130 lbs. (60 kg)

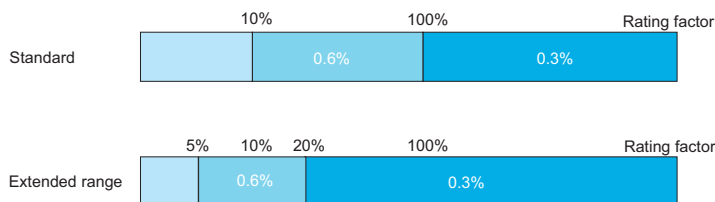


### Benefits of HCEP

- Enhanced water shedding properties
- Reduced contamination-related leakage currents
- Improved product quality and reliability
- Improved UV protection
- Results in a more consistent and reliable product
- Reduced loss of revenue from downtime

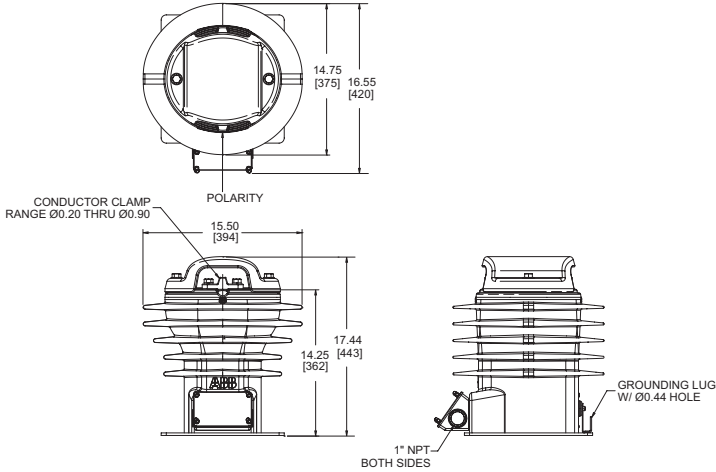
### Extended range metering accuracy

The SCC-125 offers extended range metering accuracy from 120 A through 1200 A at the 0.3B-0.3 accuracy and from 30 A through 120 A at the 0.6B-0.3 accuracy.

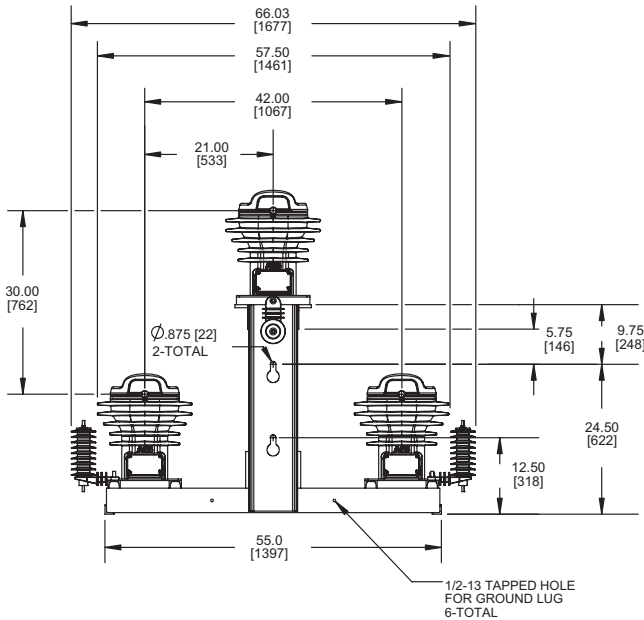


Style Number	Current transformer				Voltage transformer				
	Ratio	Rating factor @ 30°C	Accuracy	One sec. thermal/mechanical rating (kA)	Primary voltage	Ratio	Accuracy	Thermal VA	Rated voltage factor
E-923A470G01	600:5	2.0	0.3B-0.3	31.5/85	13200/22860GY	110:1	0.3Y	500	1.2
E-923A470G03	600:5	2.0	0.3B-0.3	31.5/85	14400/24940GY	120:1	0.3Y	500	1.2
E-923A470G04	600:5	2.0	0.3B-0.3	31.5/85	7200/12470GY	60:1	0.3Y	500	1.2
E-923A470G05	600:5	2.0	0.3B-0.3	31.5/85	7620/13200GY	63.5:1	0.3Y	500	1.2
E-923A470G06	600:5	2.0	0.3B-0.3	31.5/85	8400/14560GY	70:1	0.3Y	500	1.2
E-923A470G07	600:5	2.0	0.3B-0.3	31.5/85	12000/20780GY	100:1	0.3Y	500	1.2

Dimensions



SCC-125 dimensions



PMU dimensions

Test reports

IEEE test reports are stored electronically and can be e-mailed in various formats at the time of shipment.

Standards

This unit meets all applicable IEEE and NEMA standards.

For more information please contact:

**ABB Inc.**  
**Medium Voltage Distribution Components**  
 3022 NC 43 North  
 Pinetops, NC 27864  
 USA  
 Phone: +1 252 827 3212  
 Fax: +1 252 827 4286

[www.abb.com/mediumvoltage](http://www.abb.com/mediumvoltage)

Note:

We reserve the right to make technical changes or modify the contents of this document without prior notice. With regard to purchase orders, the agreed particulars shall prevail. ABB does not accept any responsibility whatsoever for potential errors or possible lack of information in this document. We reserve all rights in this document and in the subject matter and illustrations contained therein. Any reproduction—in whole or in parts—is forbidden without ABB's prior written consent.

Copyright 2011 ABB.  
 All rights reserved.