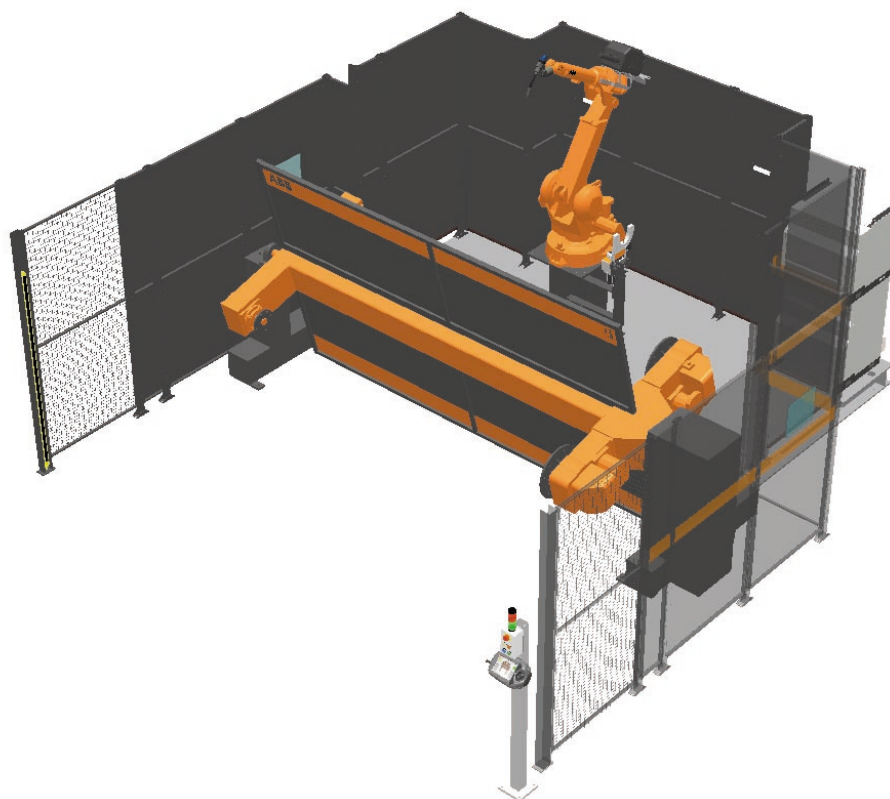


FlexArc® 500/750K Cell

Global Arc Welding Production Solution



A complete range of fully integrated, standardized welding cells

FlexArc robotic welding cells are complete robot systems available in several flexible and versatile, standard modular packages. The cells are delivered ready to weld.

Flexibility

If new parts are modified, added or specifications change, fixtures can be changed or modified on one station or both. The robot can either weld new or different parts and maintain maximum flexibility of the cell.

Each of ABB's FlexArc Cells are available in virtual format as identical replicas of the actual in Robot-

Studio and can be programmed offline on a personal computer.

Based on our marginal production solutions ABB has standard versions to meet your needs.

Reusability

FlexArc cells have produced millions of parts since their introduction and are industry accepted and proven solutions.

High Productivity

FlexArc cells are standard, pre-engineered solutions designed to permit quick, efficient set-up so you are running production in minutes instead of days.

FlexArc® 500/750K Cell

Global Arc Welding Production Solution

TECHNICAL DATA

THE 500/750K CELL FEATURES

One IRB 1600 or IRB 2400L robot integrated with the IRBP 500/750K servo positioner
 500K/750K servo positioner
 Perimeter guarding which complies with ANSI/RIA 15.06/1999
 Man/Machine (HMI) Interface
 Welding power supply
 Robotic welding torch (air cooled or water cooled)
 Robotic torch cleaner/dresser
 Metal mounting base (transportable with fork lift pockets)
 Operator present sensing device
 Cables are completely integrated into the base of the cell
 Cell door interlock device

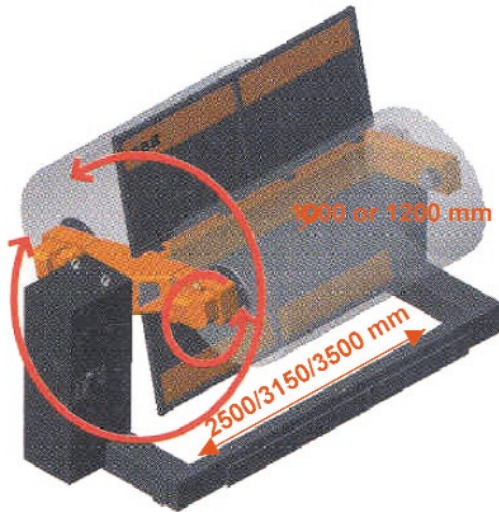
IRBP

500K

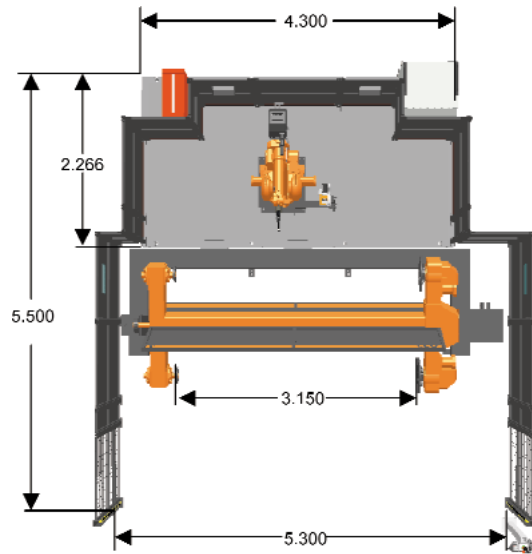
750K

Handling capacity	kg	500	750
Cont. torque	Nm	650	900
Max inertia	kgm ²	150	300
Max bending torque	Nm	3300	5000
Max speed	rpm	25	25
Min interchange time	s	3.3	3.3
Max interchange time	s	4.5	4.6
Repeatability (r=500)	mm	0.1	0.1
Max load diff ø 1000 mm	kg	300	250
Max load diff ø 1200 mm	kg	250	220
Optional Equipment		Torch Service Center Incl. BullsEye™, SmarTac™, Fume Hood (incl. lighting), Offline Programming Software, Virtual FlexArc™	

500/750K SERVO POSITIONER



500/750K CELL LAYOUT



TYPICAL PRODUCTION CYCLE DESCRIPTION

Operator unloads and loads one fixture while the robot welds on the second fixture. When both the operator and robots have completed their operations, the positioner indexes and the cycle starts again.