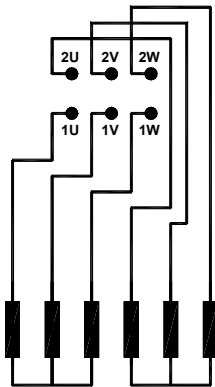
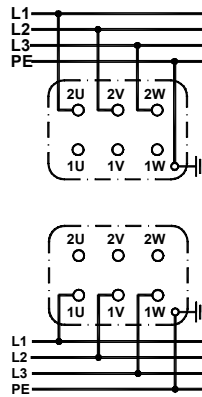


**DIAGRAM OF CONNECTION
ANSCHLUSS-SCHEMA
SCHEMA DE BRANCHEMENT**



Direction of rotation with phase sequence shown in picture
Drehrichtung nach Schaltbild
Direction de rotation avec branchement ci-dessus

**CONNECTION OF TERMINALS
ANSCHLUSS DES MOTORS
BRANCHEMENT DES BORNES**



Higher speed
Hohe Drehzahl
Grande vitesse

Lower speed
Niedrige Drehzahl
Petite vitesse

Motor No
Maschine Nr
No du moteur

ABB Motors

3GZF321100-4 A

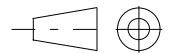
Connection Diagram

Document No:

3GZF321100-4 A

Description:

3-PHASE SQUIRREL-CAGE TWO-SPEED MOTOR



Unit: ABB Motors Oy / MSO

Issued by: M Prusi

Replaces:

Date: 09.03.2001

Approved by: Hannu Piipponen

Replaced by:

ABB Motors

Customer Reference:

ABB