



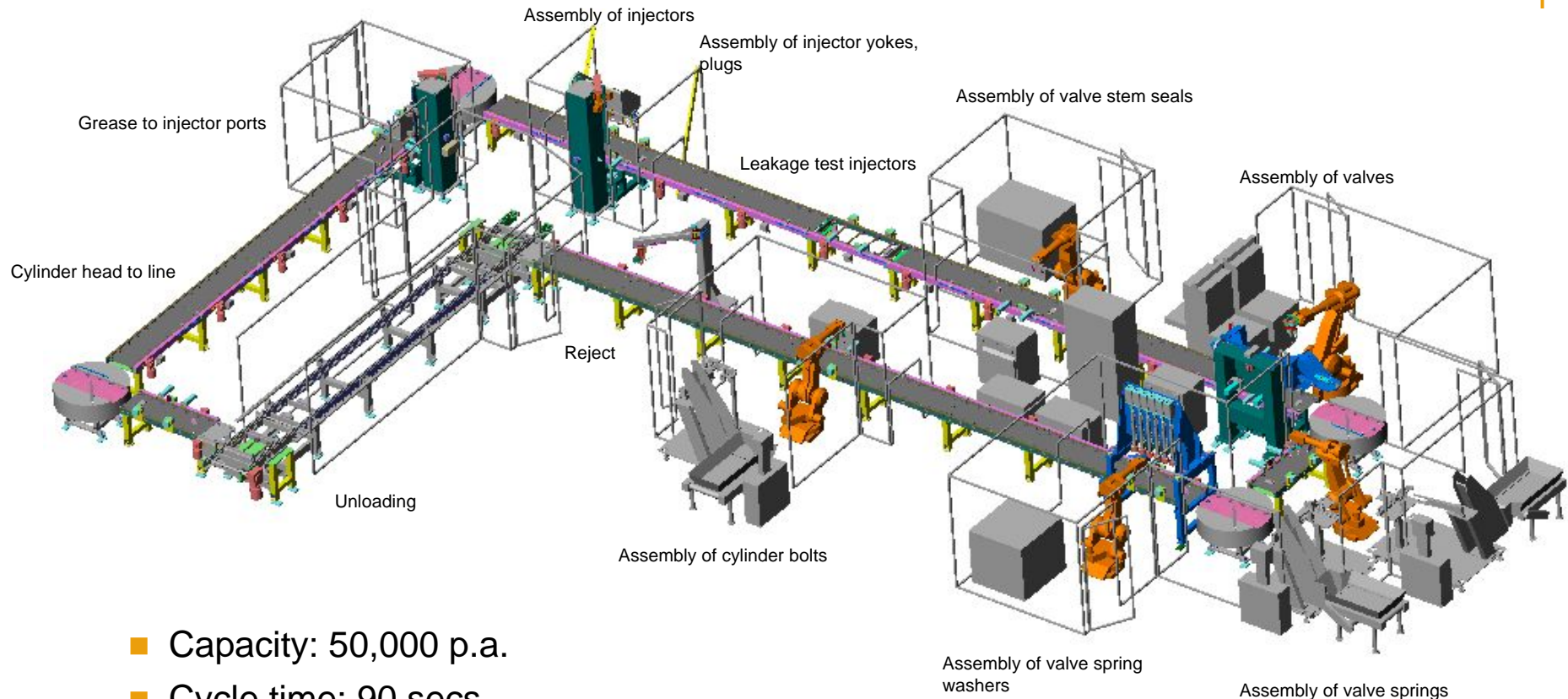
# System Reference – Cylinder Head Assembly



- Capacity/year: 150,000 /2-shift
- Cycle time: 90 seconds
- 33 Meters of MS-3 conveyor
- Floorspace: 130 Sq. Meters
- (5) Manual stations
- (1) Robot
- Job 1: 1998
- 3.0L / 3.4L / 2.5L Variants

**ABB**

# System Reference – Cylinder Head



- Capacity: 50,000 p.a.
- Cycle time: 90 secs.
- 100 Meters of ABB MS-15 Conveyor
- 7 Automatic Stations
- 3 Manual Stations
- 5 ABB Robots
- 3 Operators

